

52nd New Zealand Secondary Schools Track, Field and 49th Road Race Championships

Park Island Recreation Ground | Sun, Dec 7, 2025

Results

Girls 3,000 meters Year 9 Girls

6-Person Team Scores

PI	Team	Score	Scoring Order								Total	Avg	Spread
1	St Peter's School (Cambridge)	138	12	18	21	27	28	32	(33)	(36)	1:17:02.5	12:50.5	2:59.1
2	Nga Tawa Diocesan School	160	8	23	26	31	35	37	(38)	(39)	1:20:12.0	13:22.0	3:48.8

3-Person Team Scores

PI	Team	Score	Scoring Order								Total	Avg	Spread
1	St Peter's School (Cambridge)	51	12	18	21	(27)	(28)	(32)	(33)	(36)	35:40.0	11:53.4	1:05.7
2	St Cuthbert's College (Epsom)	54	13	16	25						35:49.1	11:56.4	1:19.6
3	Nga Tawa Diocesan School	57	8	23	26	(31)	(35)	(37)	(38)	(39)	36:39.9	12:13.3	2:00.3
4	Scots College	58	15	19	24						36:14.1	12:04.7	1:02.9
5	New Plymouth Girls' High Sch...	61	10	22	29	(34)					37:14.0	12:24.7	2:28.5

Individual Results

PI	Pts	Name	Team	Time	Gap	Av Km
1	--	#1042 Thurston, Isobel	WELLINGTON GIRLS' COLLEGE	10:18.8	--	3:26.3
2	--	#717 Sims, Phoebe	SAMUEL MARSDEN COLLEGIATE SC...	10:25.8	7.0	3:28.6
3	--	#747 Hawkes, Charlotte	SOUTHLAND GIRLS' HIGH SCHOOL	10:28.3	9.6	3:29.5
4	--	#749 Ford, Tayla	ST ANDREW'S COLLEGE (CHRISTCH...	10:28.9	10.2	3:29.7
5	--	#72 Ashcroft, Charlotte	BARADENE COLLEGE	10:29.1	10.4	3:29.7
6	--	#563 Mclean, Eva	OTAGO GIRLS' HIGH SCHOOL	10:37.1	18.3	3:32.4
7	--	#233 Lintott, Maggie	FEILDING HIGH SCHOOL	10:49.9	31.2	3:36.7
8	8	#528 Duffy, Brooke	NGA TAWA DIOCESAN SCHOOL	11:03.6	44.9	3:41.2
9	--	#972 Sturgeon, Tayla	TE PAEPAE O AOTEA	11:05.8	47.1	3:42.0
10	10	#517 Cross, Eve	NEW PLYMOUTH GIRLS' HIGH SCHO...	11:07.6	48.9	3:42.6
11	--	#349 Gregory, Scarlett	KAPITI COLLEGE	11:09.2	50.4	3:43.1
12	12	#867 Fenwick, Charlotte	ST PETER'S SCHOOL (CAMBRIDGE)	11:15.8	57.1	3:45.3
13	13	#767 Stretton, Harriet	ST CUTHBERT'S COLLEGE (EPSOM)	11:22.9	1:04.2	3:47.7
14	--	#1034 Pannett, Amelie	WELLINGTON EAST GIRLS' COLLEGE	11:25.6	1:06.9	3:48.6
15	15	#730 Matthews, Emily	SCOTS COLLEGE	11:33.1	1:14.4	3:51.1
16	16	#768 Wagener, Jasmine	ST CUTHBERT'S COLLEGE (EPSOM)	11:43.8	1:25.1	3:54.6
17	--	#91 Boulton, Honor	BURNSIDE HIGH SCHOOL	11:44.0	1:25.3	3:54.7
18	18	#857 Beasant, Poppy	ST PETER'S SCHOOL (CAMBRIDGE)	12:02.8	1:44.1	4:01.0
19	19	#728 Luping-Cowan, Madison	SCOTS COLLEGE	12:05.1	1:46.4	4:01.7
20	--	#1117 Dunlop, Sophie	WHANGANUI COLLEGIATE	12:15.2	1:56.5	4:05.1
21	21	#860 Bull, Savannah	ST PETER'S SCHOOL (CAMBRIDGE)	12:21.5	2:02.8	4:07.2
22	22	#518 Haldane, Amber	NEW PLYMOUTH GIRLS' HIGH SCHO...	12:30.5	2:11.8	4:10.2
23	23	#548 Tylden, Lila	NGA TAWA DIOCESAN SCHOOL	12:32.5	2:13.8	4:10.9
24	24	#723 Davies, Cordelia	SCOTS COLLEGE	12:36.0	2:17.3	4:12.0
25	25	#764 Salter, Ila	ST CUTHBERT'S COLLEGE (EPSOM)	12:42.5	2:23.8	4:14.2
26	26	#529 Duffy, Sophie	NGA TAWA DIOCESAN SCHOOL	13:03.9	2:45.2	4:21.3
27	(27)	#885 McLennan, Elle	ST PETER'S SCHOOL (CAMBRIDGE)	13:33.8	3:15.1	4:31.3
28	(28)	#886 Moon, Eva	ST PETER'S SCHOOL (CAMBRIDGE)	13:33.9	3:15.2	4:31.3
29	29	#521 McKinney, Freya	NEW PLYMOUTH GIRLS' HIGH SCHO...	13:36.0	3:17.3	4:32.0
30	--	#469 Caviale-Delzescaux, Lili	NAPIER GIRLS	13:45.6	3:26.9	4:35.2
31	(31)	#546 Taylor/Yates, Lauren	NGA TAWA DIOCESAN SCHOOL	14:03.0	3:44.2	4:41.0
32	(32)	#889 O'Leary, Ruby	ST PETER'S SCHOOL (CAMBRIDGE)	14:14.8	3:56.1	4:45.0
33	(33)	#888 Nel, Carolee	ST PETER'S SCHOOL (CAMBRIDGE)	14:20.3	4:01.6	4:46.8
34	(34)	#516 Elers, Lilah	NEW PLYMOUTH GIRLS' HIGH SCHO...	14:25.0	4:06.3	4:48.4
35	(35)	#537 Macdonald, Asher	NGA TAWA DIOCESAN SCHOOL	14:36.9	4:18.2	4:52.3
36	(36)	#904 Verhoeven, Kaylee	ST PETER'S SCHOOL (CAMBRIDGE)	14:48.6	4:29.9	4:56.2
37	(37)	#549 Underwood, Sienna	NGA TAWA DIOCESAN SCHOOL	14:52.3	4:33.6	4:57.5
38	(38)	#534 Honeyfield, Pippa	NGA TAWA DIOCESAN SCHOOL	15:32.2	5:13.5	5:10.8
39	(39)	#530 Flynn, Lucy	NGA TAWA DIOCESAN SCHOOL	16:54.5	6:35.8	5:38.2

52nd New Zealand Secondary Schools Track, Field and 49th Road Race Championships

Park Island Recreation Ground | Sun, Dec 7, 2025

Results

Boys 3,000 meters Year 9 Boys

6-Person Team Scores

PI	Team	Score	Scoring Order									Total	Avg	Spread
1	Westlake Boys High School	118	3	11	13	23	32	36	(37)	(44)	(45)	1:01:10.0	10:11.7	1:17.9
2	Palmerston North Boys' High...	209	12	25	27	34	50	61				1:04:53.8	10:49.0	2:02.0
3	New Plymouth Boys' High Sch...	211	17	29	30	33	39	63				1:05:09.9	10:51.7	2:10.1
4	St Peter's School (Cambridge)	293	29	35	48	53	56	72				1:09:16.6	11:32.8	3:24.9
5	Cullinane College	327	40	43	49	57	68	70	(71)			1:11:14.7	11:52.5	2:45.7

3-Person Team Scores

PI	Team	Score	Scoring Order									Total	Avg	Spread
1	Westlake Boys High School	27	3	11	13	(23)	(32)	(36)	(37)	(44)	(45)	29:31.3	9:50.5	45.1
2	St Peter's College (Epsom)	40	6	10	24							29:59.3	9:59.8	40.9
3	Tauranga Boys' College	46	8	16	22							30:15.4	10:05.2	30.5
4	Palmerston North Boys' High...	64	12	25	27	(34)	(50)	(61)				30:53.7	10:17.9	27.2
5	Auckland Grammar School	74	7	20	47	(60)						31:05.0	10:21.7	1:23.2
6	New Plymouth Boys' High Sch...	76	17	29	30	(33)	(39)	(63)				31:19.7	10:26.6	21.0
7	Rongotai College	85	21	26	38	(42)						31:29.7	10:29.9	30.6
8	Wellington College	110	18	41	51							32:24.1	10:48.1	1:05.8
9	St Peter's School (Cambridge)	112	29	35	48	(53)	(56)	(72)				32:23.8	10:48.0	40.0
10	Cullinane College	132	40	43	49	(57)	(68)	(70)	(71)			33:03.4	11:01.2	23.9

Individual Results

PI	Pts	Name	Team	Time	Gap	Av Km
1	--	#824 Meiklejohn, Matthew	ST PATRICK'S COLLEGE (SILVERSTR...	9:08.6	--	3:02.9
2	--	#261 Mumby, Daniel	HAMILTON BOYS' HIGH SCHOOL	9:20.2	11.7	3:06.8
3	3	#1085 Robinson, Huw	WESTLAKE BOYS HIGH SCHOOL	9:23.4	14.8	3:07.8
4	--	#372 Dobier, Caleb	KINGS HIGH SCHOOL (DUNEDIN)	9:30.1	21.5	3:10.1
5	--	#719 Angamma, Ovin	SCOTS COLLEGE	9:34.0	25.4	3:11.4
6	6	#853 Skewes, Harrison	ST PETER'S COLLEGE (EPSOM)	9:42.6	34.1	3:14.2
7	7	#47 Lam, Dante	AUCKLAND GRAMMAR SCHOOL	9:43.3	34.7	3:14.5
8	8	#934 Basile, Antonio	TAURANGA BOYS' COLLEGE	9:46.2	37.6	3:15.4
9	--	#398 Crowhurst, Tobias	MACLEANS COLLEGE	9:50.8	42.3	3:17.0
10	10	#842 Caesar, Monty	ST PETER'S COLLEGE (EPSOM)	9:53.3	44.7	3:17.8
11	11	#1097 Wilson, Brennan	WESTLAKE BOYS HIGH SCHOOL	9:59.6	51.0	3:19.9
12	12	#581 Cole, Monty	PALMERSTON NORTH BOYS' HIGH S...	10:01.2	52.7	3:20.4
13	13	#1060 Crooks, Liam	WESTLAKE BOYS HIGH SCHOOL	10:08.4	59.8	3:22.8
14	--	#4 Keir, James	ACG STRATHALLAN	10:10.8	1:02.2	3:23.6
15	--	#396 Poland, Tyler	LONG BAY COLLEGE	10:12.4	1:03.8	3:24.2
16	16	#932 Arnott, Finn	TAURANGA BOYS' COLLEGE	10:12.6	1:04.1	3:24.2
17	17	#514 Schmidt, Noah	NEW PLYMOUTH BOYS' HIGH SCHO...	10:13.9	1:05.3	3:24.7
18	18	#1028 Tipping, Ollie	WELLINGTON COLLEGE	10:14.5	1:05.9	3:24.9
19	--	#257 Johnston, Colin	HAMILTON BOYS' HIGH SCHOOL	10:15.2	1:06.7	3:25.1
20	20	#52 McGregor-Macdonald, Frederik	AUCKLAND GRAMMAR SCHOOL	10:15.4	1:06.8	3:25.2
21	21	#689 Kendrick, Lucas	RONGOTAI COLLEGE	10:16.5	1:07.9	3:25.5
22	22	#939 Hogan, Cooper	TAURANGA BOYS' COLLEGE	10:16.6	1:08.1	3:25.6
23	(23)	#1091 Storz, Oliver	WESTLAKE BOYS HIGH SCHOOL	10:20.7	1:12.1	3:26.9
24	24	#843 Cheetham, Oliver	ST PETER'S COLLEGE (EPSOM)	10:23.5	1:14.9	3:27.9
25	25	#604 Wormgoor, Zac	PALMERSTON NORTH BOYS' HIGH S...	10:24.1	1:15.6	3:28.1
26	26	#690 Mcguigan, Kingsley	RONGOTAI COLLEGE	10:26.3	1:17.7	3:28.8
27	27	#597 Skerman, Hugo	PALMERSTON NORTH BOYS' HIGH S...	10:28.4	1:19.9	3:29.5
28	29	#1170 Dixon, Nathaniel	NEW PLYMOUTH BOYS' HIGH SCHO...	10:31.0	1:22.5	3:30.4
29	29	#900 Tapper, Charlie	ST PETER'S SCHOOL (CAMBRIDGE)	10:31.5	1:22.9	3:30.5
30	30	#508 Masters, Zander	NEW PLYMOUTH BOYS' HIGH SCHO...	10:34.9	1:26.3	3:31.7
31	--	#130 Ridd, Henry	CHRIST'S COLLEGE	10:35.8	1:27.2	3:32.0
32	(32)	#1049 Barr, Josh	WESTLAKE BOYS HIGH SCHOOL	10:36.9	1:28.4	3:32.3

52nd New Zealand Secondary Schools Track, Field and 49th Road Race Championships

Park Island Recreation Ground | Sun, Dec 7, 2025

Results

Boys 3,000 meters Year 9 Boys

Individual Results (con't)

PI	Pts		Name	Team	Time	Gap	Av Km
33	(33)	#495	Connole, Tyler	NEW PLYMOUTH BOYS' HIGH SCHO...	10:38.6	1:30.0	3:32.9
34	(34)	#599	Southern, Liam	PALMERSTON NORTH BOYS' HIGH S...	10:40.1	1:31.5	3:33.4
35	35	#862	Checketts, James	ST PETER'S SCHOOL (CAMBRIDGE)	10:41.0	1:32.4	3:33.7
36	(36)	#1066	Freeman, Connor	WESTLAKE BOYS HIGH SCHOOL	10:41.3	1:32.7	3:33.8
37	(37)	#1092	Thorpe, Lincoln	WESTLAKE BOYS HIGH SCHOOL	10:46.8	1:38.2	3:35.6
38	38	#682	Barton, Harry	RONGOTAI COLLEGE	10:47.1	1:38.5	3:35.7
39	(39)	#505	Gregory, Jacob	NEW PLYMOUTH BOYS' HIGH SCHO...	10:47.7	1:39.2	3:35.9
40	40	#184	Beamsley, Lincoln	CULLINANE COLLEGE	10:49.1	1:40.6	3:36.4
41	41	#1023	MacPhee, Archie	WELLINGTON COLLEGE	10:49.5	1:41.0	3:36.5
42	(42)	#681	Baring, Max	RONGOTAI COLLEGE	10:57.9	1:49.4	3:39.3
43	43	#187	Donald, Miles	CULLINANE COLLEGE	11:01.4	1:52.8	3:40.5
44	(44)	#1068	Hamblyn, Jake	WESTLAKE BOYS HIGH SCHOOL	11:02.8	1:54.2	3:41.0
45	(45)	#1094	Vaughan, Xander	WESTLAKE BOYS HIGH SCHOOL	11:04.8	1:56.2	3:41.6
46	--	#302	Endres, Oscar	HILLCREST HIGH SCHOOL	11:05.0	1:56.4	3:41.7
47	47	#59	Rama, Kyren	AUCKLAND GRAMMAR SCHOOL	11:06.4	1:57.9	3:42.2
48	48	#901	Taukiri, Nixon	ST PETER'S SCHOOL (CAMBRIDGE)	11:11.4	2:02.9	3:43.8
49	49	#186	Brasting, Riley	CULLINANE COLLEGE	11:13.0	2:04.4	3:44.4
50	(50)	#596	Sheppard, Benjamin	PALMERSTON NORTH BOYS' HIGH S...	11:17.0	2:08.5	3:45.7
51	51	#1020	Kettle, Charlie	WELLINGTON COLLEGE	11:20.2	2:11.7	3:46.8
52	--	#738	Whitlow, Isaac	SCOTS COLLEGE	11:24.3	2:15.7	3:48.1
53	(53)	#903	Thomas, Cooper	ST PETER'S SCHOOL (CAMBRIDGE)	11:24.3	2:15.8	3:48.1
54	(54)	#1080	Munn, Lawson	WESTLAKE BOYS HIGH SCHOOL	11:29.1	2:20.6	3:49.7
55	(55)	#1067	Gaul, Joel	WESTLAKE BOYS HIGH SCHOOL	11:29.7	2:21.2	3:49.9
56	(56)	#870	Gardner, Fergus	ST PETER'S SCHOOL (CAMBRIDGE)	11:32.3	2:23.8	3:50.8
57	(57)	#189	Rasabale, Inoke	CULLINANE COLLEGE	11:32.4	2:23.8	3:50.8
58	(58)	#1051	Bould, Zac	WESTLAKE BOYS HIGH SCHOOL	11:49.2	2:40.6	3:56.4
59	--	#308	Cobham, Riley	HOME SCHOOLING NEW ZEALAND	11:52.4	2:43.8	3:57.5
60	(60)	#57	Petrovski, Devon	AUCKLAND GRAMMAR SCHOOL	11:58.4	2:49.8	3:59.5
61	(61)	#587	Lean, Austin	PALMERSTON NORTH BOYS' HIGH S...	12:03.2	2:54.6	4:01.1
62	(62)	#1059	Costa ferreira, Davi	WESTLAKE BOYS HIGH SCHOOL	12:04.8	2:56.2	4:01.6
63	(63)	#1175	Marshall-Smith, Cooper	NEW PLYMOUTH BOYS' HIGH SCHO...	12:24.0	3:15.4	4:08.0
64	(64)	#1053	Breckell, Seth	WESTLAKE BOYS HIGH SCHOOL	12:39.6	3:31.0	4:13.2
65	--	#461	Johnson, Lincoln	NAPIER BOYS' HIGH SCHOOL	12:42.7	3:34.1	4:14.3
66	(66)	#1071	Manesh, Abel	WESTLAKE BOYS HIGH SCHOOL	12:52.1	3:43.5	4:17.4
67	(67)	#1073	Knepscheld, Jedd	WESTLAKE BOYS HIGH SCHOOL	13:01.7	3:53.1	4:20.6
68	(68)	#185	Billing, Aiden	CULLINANE COLLEGE	13:04.3	3:55.8	4:21.5
69	(69)	#1074	LAI, LAWRENCE	WESTLAKE BOYS HIGH SCHOOL	13:15.9	4:07.3	4:25.3
70	(70)	#183	Anderson, Johnny	CULLINANE COLLEGE	13:34.8	4:26.2	4:31.6
71	(71)	#190	Rodgers, Daniel	CULLINANE COLLEGE	13:45.4	4:36.9	4:35.2
72	(72)	#856	Asanso, Wale	ST PETER'S SCHOOL (CAMBRIDGE)	13:56.3	4:47.7	4:38.8

52nd New Zealand Secondary Schools Track, Field and 49th Road Race Championships

Park Island Recreation Ground | Sun, Dec 7, 2025

Results

Girls 4,000 meters Junior Girls

6-Person Team Scores

PI	Team	Score	Scoring Order							Total	Avg	Spread
1	St Peter's School (Cambridge)	131	15	16	22	24	25	29		1:56:57.5	19:29.6	5:21.8
2	Nga Tawa Diocesan School	148	14	23	26	27	28	30		2:06:59.7	21:10.0	7:49.4

3-Person Team Scores

PI	Team	Score	Scoring Order							Total	Avg	Spread
1	St Peter's School (Cambridge)	53	15	16	22	(24)	(25)	(29)		54:04.9	18:01.7	1:36.9
2	Nga Tawa Diocesan School	63	14	23	26	(27)	(28)	(30)		58:04.3	19:21.5	3:42.5

Individual Results

PI	Pts	Name	Team	Time	Gap	Av Km
1	--	#348 Clay-Mcdowell, Olivia	KAPITI COLLEGE	14:17.5	--	3:34.4
2	--	#409 Elton, Dove	MAHURANGI COLLEGE	14:21.3	3.8	3:35.4
3	--	#212 Croft, Margaret	DIOCESAN SCHOOL FOR GIRLS	14:44.3	26.9	3:41.1
4	--	#75 Fong, Mila	BARADENE COLLEGE	14:50.4	32.9	3:42.6
5	--	#74 Fong, Charlie	BARADENE COLLEGE	14:51.3	33.8	3:42.9
6	--	#92 Boulton, Milla	BURNSIDE HIGH SCHOOL	15:13.7	56.2	3:48.5
7	--	#525 von Dadelssen, Mei	NEWLANDS COLLEGE	15:42.2	1:24.7	3:55.6
8	--	#569 Bryant, Ava	OTUMOETAI COLLEGE	15:44.8	1:27.3	3:56.2
9	--	#393 O'Donnell, Kiera	LINCOLN HIGH SCHOOL	15:54.9	1:37.4	3:58.8
10	--	#524 Hermann, Neve	NEWLANDS COLLEGE	16:03.9	1:46.5	4:01.0
11	--	#225 Gatie, Millie	EPSOM GIRLS GRAMMAR SCHOOL	16:05.9	1:48.4	4:01.5
12	--	#208 Bell, Lucy	DIOCESAN SCHOOL FOR GIRLS	16:08.9	1:51.4	4:02.3
13	--	#297 Wedd, Sophie	HAVELOCK NORTH HIGH SCHOOL	16:20.2	2:02.7	4:05.1
14	14	#542 Parkes, Maddie	NGA TAWA DIOCESAN SCHOOL	17:12.4	2:55.0	4:18.1
15	15	#873 Hay, Caterina	ST PETER'S SCHOOL (CAMBRIDGE)	17:21.9	3:04.4	4:20.5
16	16	#859 Brown, Clara	ST PETER'S SCHOOL (CAMBRIDGE)	17:44.3	3:26.8	4:26.1
17	--	#613 Singleton, Ella	PALMERSTON NORTH GIRLS' HIGH S...	17:46.4	3:28.9	4:26.6
18	--	#734 Sutherland, Darcey	SCOTS COLLEGE	17:46.4	3:29.0	4:26.6
19	--	#725 Flood, Sophie	SCOTS COLLEGE	18:18.7	4:01.2	4:34.7
20	--	#286 Nicoll, Lara	HAVELOCK NORTH HIGH SCHOOL	18:19.4	4:01.9	4:34.9
21	--	#1125 Loader, Olivia	WHANGANUI COLLEGIATE	18:54.0	4:36.5	4:43.5
22	22	#861 Butt, Catherine	ST PETER'S SCHOOL (CAMBRIDGE)	18:58.8	4:41.3	4:44.7
23	23	#531 Gibbs, Lily	NGA TAWA DIOCESAN SCHOOL	19:57.0	5:39.5	4:59.3
24	(24)	#881 Liang, McKenzie	ST PETER'S SCHOOL (CAMBRIDGE)	20:03.0	5:45.5	5:00.8
25	(25)	#898 Swain, Hollie	ST PETER'S SCHOOL (CAMBRIDGE)	20:06.0	5:48.5	5:01.5
26	26	#527 Carver, Isla	NGA TAWA DIOCESAN SCHOOL	20:54.9	6:37.4	5:13.8
27	(27)	#540 O'Rorke, Amy	NGA TAWA DIOCESAN SCHOOL	21:27.2	7:09.7	5:21.8
28	(28)	#545 Stewart, Hannah	NGA TAWA DIOCESAN SCHOOL	22:26.5	8:09.1	5:36.7
29	(29)	#872 Hannah, Zoe	ST PETER'S SCHOOL (CAMBRIDGE)	22:43.7	8:26.2	5:41.0
30	(30)	#539 Murray, Peyton	NGA TAWA DIOCESAN SCHOOL	25:01.8	10:44.3	6:15.5
31	--	#522 Price, Briar	NEW PLYMOUTH GIRLS' HIGH SCHO...	25:15.2	10:57.7	6:18.8

52nd New Zealand Secondary Schools Track, Field and 49th Road Race Championships

Park Island Recreation Ground | Sun, Dec 7, 2025

Results

Girls 2,000 meters Para Junior Girls

Individual Results

Pl	Pts	Name	Team	Time	Gap	Av Km
1	--	<div>#346</div> Oliver-Chambers T/F20, Tilly	KAIPARA COLLEGE	11:41.3	--	5:50.7

52nd New Zealand Secondary Schools Track, Field and 49th Road Race Championships

Park Island Recreation Ground | Sun, Dec 7, 2025

Results

Boys 4,000 meters Junior Boys

6-Person Team Scores

PI	Team	Score	Scoring Order							Total	Avg	Spread
1	St Patrick's College (Silverstre...	92	4	6	9	19	24	30	(42)	1:21:58.6	13:39.8	1:53.9
2	Westlake Boys High School	224	29	33	34	41	43	44	(50)	1:30:07.6	15:01.3	1:01.6

3-Person Team Scores

PI	Team	Score	Scoring Order							Total	Avg	Spread
1	Hamilton Boys' High School	15	1	3	11					38:14.7	12:44.9	1:19.4
2	St Patrick's College (Silverstre...	19	4	6	9	(19)	(24)	(30)	(42)	38:58.2	12:59.4	46.5
3	Timaru Boys' High School	41	7	12	22					40:47.6	13:35.9	1:18.8
4	New Plymouth Boys' High Sch...	61	10	25	26	(36)	(39)			42:20.3	14:06.8	57.8
5	Napier Boys' High School	90	17	28	45					44:06.2	14:42.1	1:50.8
6	Westlake Boys High School	96	29	33	34	(41)	(43)	(44)	(50)	43:58.1	14:39.4	12.7
7	St Peter's School (Cambridge)	119	32	40	47					45:43.4	15:14.5	1:16.4

Individual Results

PI	Pts	Name	Team	Time	Gap	Av Km
1	1	#267 Stirling, Max	HAMILTON BOYS' HIGH SCHOOL	12:12.1	--	3:03.1
2	--	#324 Williams, Jacob	HUTT VALLEY HIGH SCHOOL	12:23.1	11.1	3:05.8
3	3	#266 Stirling, Jack	HAMILTON BOYS' HIGH SCHOOL	12:31.3	19.3	3:07.9
4	4	#827 Robinson, Finley	ST PATRICK'S COLLEGE (SILVERSTR...	12:40.0	28.0	3:10.0
5	--	#18 Addidle, Daniel	AQUINAS COLLEGE	12:44.5	32.5	3:11.2
6	6	#830 Starr, Cameron	ST PATRICK'S COLLEGE (SILVERSTR...	12:51.8	39.8	3:13.0
7	7	#980 Scoon, Jack	TIMARU BOYS' HIGH SCHOOL	12:57.8	45.8	3:14.5
8	--	#686 Campion, Sebastian	RONGOTAI COLLEGE	13:26.0	1:14.0	3:21.5
9	9	#816 Hobbs, Charlie	ST PATRICK'S COLLEGE (SILVERSTR...	13:26.5	1:14.5	3:21.7
10	10	#504 Goldfinch, Charlie	NEW PLYMOUTH BOYS' HIGH SCHO...	13:29.2	1:17.1	3:22.3
11	11	#260 Liu, Jacob	HAMILTON BOYS' HIGH SCHOOL	13:31.4	1:19.4	3:22.9
12	12	#979 Park, Isaac	TIMARU BOYS' HIGH SCHOOL	13:33.4	1:21.4	3:23.4
13	--	#740 Lyon, Isaac	SHIRLEY BOYS' HIGH SCHOOL - NG...	13:40.8	1:28.8	3:25.2
14	--	#142 Johnston, Isaac	CHRISTCHURCH BOYS' HIGH SCHOOL	13:43.9	1:31.9	3:26.0
15	--	#317 Rice, Jacob	HUTT INTERNATIONAL BOYS' SCHOOL	13:46.0	1:34.0	3:26.5
16	--	#143 Latham, Conall	CHRISTCHURCH BOYS' HIGH SCHOOL	13:46.0	1:34.0	3:26.5
17	17	#462 Patrick, Joyce	NAPIER BOYS' HIGH SCHOOL	13:53.4	1:41.4	3:28.4
18	--	#591 Parris, Jai	PALMERSTON NORTH BOYS' HIGH S...	13:57.9	1:45.9	3:29.5
19	(19)	#838 Wallace, James	ST PATRICK'S COLLEGE (SILVERSTR...	14:05.3	1:53.3	3:31.4
20	--	#967 Finey, Ryan	TE PAEPAE O AOTEA	14:06.8	1:54.8	3:31.7
21	--	#90 McLoughlan, Kade	BOTANY DOWNS SECONDARY COLL...	14:11.0	1:59.0	3:32.8
22	22	#978 Joines, Pdraic	TIMARU BOYS' HIGH SCHOOL	14:16.6	2:04.6	3:34.2
23	--	#845 Hinton, Jasper	ST PETER'S COLLEGE (EPSOM)	14:19.9	2:07.9	3:35.0
24	(24)	#831 Summerville-Murray, Roman	ST PATRICK'S COLLEGE (SILVERSTR...	14:21.4	2:09.3	3:35.4
25	25	#511 Moffat, George	NEW PLYMOUTH BOYS' HIGH SCHO...	14:24.3	2:12.3	3:36.1
26	26	#510 McHugh, Flynn	NEW PLYMOUTH BOYS' HIGH SCHO...	14:26.9	2:14.9	3:36.8
27	--	#1137 Brotherston, Xavier	WHANGANUI HIGH SCHOOL	14:27.2	2:15.2	3:36.8
28	28	#457 Dravitzki, Ari	NAPIER BOYS' HIGH SCHOOL	14:28.8	2:16.8	3:37.2
29	29	#1063 Felton, Archie	WESTLAKE BOYS HIGH SCHOOL	14:31.5	2:19.5	3:37.9
30	(30)	#833 Topp, Felix	ST PATRICK'S COLLEGE (SILVERSTR...	14:33.9	2:21.9	3:38.5
31	--	#244 Newton, Caleb	GARIN COLLEGE	14:39.4	2:27.4	3:39.9
32	32	#863 Choy, Timothy	ST PETER'S SCHOOL (CAMBRIDGE)	14:40.0	2:28.0	3:40.0
33	33	#1090 Somerville, Stryder	WESTLAKE BOYS HIGH SCHOOL	14:42.5	2:30.5	3:40.7
34	34	#1089 Smallfield, Thomas	WESTLAKE BOYS HIGH SCHOOL	14:44.1	2:32.1	3:41.1
35	--	#35 Chow, Kousei	AUCKLAND GRAMMAR SCHOOL	14:50.0	2:38.0	3:42.5
36	(36)	#496 Cross, Ethan	NEW PLYMOUTH BOYS' HIGH SCHO...	14:53.2	2:41.1	3:43.3
37	--	#1120 Gill, Toby	WHANGANUI COLLEGIATE	14:58.9	2:46.9	3:44.8
38	--	#598 Sojan, Fedric	PALMERSTON NORTH BOYS' HIGH S...	15:01.1	2:49.1	3:45.3

52nd New Zealand Secondary Schools Track, Field and 49th Road Race Championships

Park Island Recreation Ground | Sun, Dec 7, 2025

Results

Boys 4,000 meters Junior Boys

Individual Results (con't)

Pl	Pts		Name	Team	Time	Gap	Av Km
39	(39)	#497	Erb, Lucas	NEW PLYMOUTH BOYS' HIGH SCHO...	15:04.4	2:52.4	3:46.1
40	40	#893	Rolley, Finn	ST PETER'S SCHOOL (CAMBRIDGE)	15:07.1	2:55.0	3:46.8
41	(41)	#1088	Shannon, Thomas	WESTLAKE BOYS HIGH SCHOOL	15:09.4	2:57.4	3:47.4
42	(42)	#825	Michl, Jack	ST PATRICK'S COLLEGE (SILVERSTR...	15:26.7	3:14.7	3:51.7
43	(43)	#1055	Brown, Jakob	WESTLAKE BOYS HIGH SCHOOL	15:27.2	3:15.2	3:51.8
44	(44)	#1077	MacCulloch, Ben	WESTLAKE BOYS HIGH SCHOOL	15:33.1	3:21.1	3:53.3
45	45	#465	Redpath, James	NAPIER BOYS' HIGH SCHOOL	15:44.1	3:32.1	3:56.1
46	--	#721	Cain, Thawa	SCOTS COLLEGE	15:50.0	3:38.0	3:57.5
47	47	#876	Johnston, Lachie	ST PETER'S SCHOOL (CAMBRIDGE)	15:56.4	3:44.4	3:59.1
48	--	#232	Finlayson, Liam	FEILDING HIGH SCHOOL	16:02.3	3:50.2	4:00.6
49	--	#316	Kyle, Mason	HUTT INTERNATIONAL BOYS' SCHOOL	16:09.3	3:57.3	4:02.4
50	(50)	#1052	Bowden, Samuel	WESTLAKE BOYS HIGH SCHOOL	17:08.7	4:56.7	4:17.2
51	--	#48	Lee, Dylan	AUCKLAND GRAMMAR SCHOOL	17:26.6	5:14.6	4:21.7

52nd New Zealand Secondary Schools Track, Field and 49th Road Race Championships

Park Island Recreation Ground | Sun, Dec 7, 2025

Results

Boys 2,000 meters Para Junior Boys

3-Person Team Scores

Pl	Team	Score	Scoring Order			Total	Avg	Spread
1	Papanui High School	6	1	2	3	30:23.1	10:07.7	5:09.9

Individual Results

Pl	Pts	Name	Team	Time	Gap	Av Km
1	1	Lamond, Cody	PAPANUI HIGH SCHOOL	7:24.3	--	3:42.2
2	2	Slater T/F20, Clark	PAPANUI HIGH SCHOOL	10:24.8	3:00.6	5:12.4
3	3	Pathak, Adi	PAPANUI HIGH SCHOOL	12:34.1	5:09.9	6:17.1

52nd New Zealand Secondary Schools Track, Field and 49th Road Race Championships

Park Island Recreation Ground | Sun, Dec 7, 2025




Results

Boys 2,000 meters Para Senior Boys

3-Person Team Scores

Pl	Team	Score	Scoring Order			Total	Avg	Spread
1	Papanui High School	6	1	2	3	33:08.8	11:03.0	5:43.4

Individual Results

Pl	Pts	Name	Team	Time	Gap	Av Km
1	1	 Carston, Connor	PAPANUI HIGH SCHOOL	8:06.1	--	4:03.1
2	2	 Churchill T/F20, Sam	PAPANUI HIGH SCHOOL	11:13.3	3:07.3	5:36.7
3	3	 Lim T/F20, Derek	PAPANUI HIGH SCHOOL	13:49.4	5:43.4	6:54.7

52nd New Zealand Secondary Schools Track, Field and 49th Road Race Championships

Park Island Recreation Ground | Sun, Dec 7, 2025

Results

Girls 4,000 meters Senior Girls

6-Person Team Scores

PI	Team	Score	Scoring Order						Total	Avg	Spread
1	St Peter's School (Cambridge)	154	7	23	28	31	32	33	1:44:34.3	17:25.8	3:27.2

3-Person Team Scores

PI	Team	Score	Scoring Order						Total	Avg	Spread
1	Baradene College	24	3	10	11				45:04.2	15:01.4	1:27.9
2	Wellington Girls' College	37	5	15	17				46:25.3	15:28.5	1:30.4
3	St Peter's School (Cambridge)	58	7	23	28	(31)	(32)	(33)	49:13.5	16:24.5	1:50.9
4	Nga Tawa Diocesan School	65	16	20	29	(34)			49:36.4	16:32.2	1:16.9
5	Whanganui Collegiate	82	25	27	30				51:12.0	17:04.0	29.7

Individual Results

PI	Pts	Name	Team	Time	Gap	Av Km
1	--	#568 Clooney, Denika	OTAMATEA HIGH SCHOOL	13:48.7	--	3:27.2
2	--	#227 Ward, Emma	EPSOM GIRLS GRAMMAR SCHOOL	14:02.0	13.3	3:30.5
3	3	#80 Richardson, Annabel	BARADENE COLLEGE	14:03.7	15.0	3:31.0
4	--	#220 Worrall, Maddie	DIOCESAN SCHOOL FOR GIRLS	14:25.5	36.8	3:36.4
5	5	#1036 Holden, Maia	WELLINGTON GIRLS' COLLEGE	14:32.1	43.4	3:38.1
6	--	#1165 Klimova, Polina	WENTWORTH COLLEGE	14:39.2	50.5	3:39.8
7	7	#887 Murphy, Josie	ST PETER'S SCHOOL (CAMBRIDGE)	15:19.9	1:31.2	3:50.0
8	--	#608 Mclean, Millie	PALMERSTON NORTH GIRLS' HIGH S...	15:24.5	1:35.9	3:51.2
9	--	#712 Doyle, Jane	SACRED HEART GIRLS' COLLEGE (N...	15:25.5	1:36.8	3:51.4
10	10	#81 Robinson, Kate	BARADENE COLLEGE	15:29.1	1:40.4	3:52.3
11	11	#76 Houghton, Eva	BARADENE COLLEGE	15:31.6	1:42.9	3:52.9
12	--	#955 Poutawera, Maia	TAURANGA GIRLS' COLLEGE	15:35.9	1:47.2	3:54.0
13	--	#285 Nicoll, Amy	HAVELOCK NORTH HIGH SCHOOL	15:46.6	1:57.9	3:56.7
14	--	#294 Speers, Mackenzie	HAVELOCK NORTH HIGH SCHOOL	15:49.9	2:01.2	3:57.5
15	15	#1041 Taylor, Sophie	WELLINGTON GIRLS' COLLEGE	15:50.9	2:02.2	3:57.8
16	16	#533 Honeyfield, Madeline	NGA TAWA DIOCESAN SCHOOL	16:00.5	2:11.8	4:00.2
17	17	#1040 Taylor, Holly	WELLINGTON GIRLS' COLLEGE	16:02.4	2:13.8	4:00.6
18	--	#715 Lowden, Emma	SAMUEL MARSDEN COLLEGIATE SC...	16:12.8	2:24.1	4:03.2
19	--	#377 Mehta, Alesha	KRISTIN SCHOOL	16:13.4	2:24.7	4:03.4
20	20	#544 Stevens, Victoria	NGA TAWA DIOCESAN SCHOOL	16:18.7	2:30.0	4:04.7
21	--	#792 Seeto, Elsie	ST MARGARET'S COLLEGE	16:27.7	2:39.0	4:07.0
22	--	#971 Sturgeon, Maddison	TE PAEPAE O AOTEA	16:30.6	2:42.0	4:07.7
23	23	#895 Shaw-Stranks, Casey	ST PETER'S SCHOOL (CAMBRIDGE)	16:42.9	2:54.3	4:10.8
24	--	#1000 Lausen, Ava	WAIMEA COLLEGE	16:47.4	2:58.8	4:11.9
25	25	#1110 Bagrie, Sophie	WHANGANUI COLLEGIATE	16:51.6	3:03.0	4:12.9
26	--	#468 Caviale, Anatea	NAPIER GIRLS	16:52.1	3:03.4	4:13.1
27	27	#1113 Broadhead, Zoe	WHANGANUI COLLEGIATE	16:59.2	3:10.5	4:14.8
28	28	#875 Hurt, Chelsy	ST PETER'S SCHOOL (CAMBRIDGE)	17:10.8	3:22.1	4:17.7
29	29	#526 Bell, Sophie	NGA TAWA DIOCESAN SCHOOL	17:17.3	3:28.7	4:19.4
30	30	#1119 Gilbertson, Olivia	WHANGANUI COLLEGIATE	17:21.3	3:32.6	4:20.4
31	(31)	#896 Sherwin, Hayley	ST PETER'S SCHOOL (CAMBRIDGE)	18:13.4	4:24.7	4:33.4
32	(32)	#868 Fenwick, Elsie	ST PETER'S SCHOOL (CAMBRIDGE)	18:20.5	4:31.8	4:35.2
33	(33)	#871 Gavrilova, Sophia	ST PETER'S SCHOOL (CAMBRIDGE)	18:47.1	4:58.4	4:41.8
34	(34)	#538 McVerry, Ana	NGA TAWA DIOCESAN SCHOOL	18:59.7	5:11.0	4:45.0

52nd New Zealand Secondary Schools Track, Field and 49th Road Race Championships

Park Island Recreation Ground | Sun, Dec 7, 2025

Results

Boys 6,000 meters Senior Boys

6-Person Team Scores

PI	Team	Score	Scoring Order									Total	Avg	Spread
1	Westlake Boys High School	178	15	17	21	39	42	44	(60)	(62)	(65)	2:04:42.7	20:47.2	1:31.3
2	Tauranga Boys' College	201	1	16	36	40	53	55	(63)			2:04:31.8	20:45.3	3:52.2
3	New Plymouth Boys' High Sch...	212	23	26	30	34	43	56	(61)	(67)		2:06:18.1	21:03.1	1:51.8
4	Auckland Grammar School	229	2	29	35	45	52	66	(68)	(71)	(73)	2:07:42.9	21:17.2	4:38.3

3-Person Team Scores

PI	Team	Score	Scoring Order								Total	Avg	Spread		
1	Rongotai College	47	3	7	37						59:42.9	19:54.3	2:06.9		
2	Westlake Boys High School	53	15	17	21	(39)	(42)	(44)	(60)	(62)	(65)	1:00:20.7	20:06.9	18.9	
3	Tauranga Boys' College	53	1	16	36	(40)	(53)	(55)	(63)			59:07.7	19:42.6	2:44.7	
4	Auckland Grammar School	66	2	29	35	(45)	(52)	(66)	(68)	(71)	(73)	1:00:35.1	20:11.7	1:57.2	
5	St Peter's College (Epsom)	69	8	28	33						1:01:11.3	20:23.8	1:08.4		
6	St Patrick's School (Kilbirnie)	77	4	24	49						1:01:15.4	20:25.2	2:47.2		
7	New Plymouth Boys' High Sch...	79	23	26	30	(34)	(43)	(56)	(61)	(67)			1:01:41.0	20:33.7	23.5
8	Napier Boys' High School	117	19	48	50	(58)						1:03:42.9	21:14.3	1:44.7	
9	Palmerston North Boys' High...	121	20	47	54	(59)	(70)					1:03:51.0	21:17.0	1:52.7	

Individual Results

PI	Pts	Name	Team	Time	Gap	Av Km
1	1	#953 Wyllie, George	TAURANGA BOYS' COLLEGE	18:10.9	--	3:01.9
2	2	#61 Stewart, Isaac	AUCKLAND GRAMMAR SCHOOL	18:57.7	46.8	3:09.7
3	3	#684 Bray, Theo	RONGOTAI COLLEGE	19:02.1	51.2	3:10.4
4	4	#803 Kemp, Connor	ST PATRICK'S SCHOOL (KILBIRNIE)	19:02.1	51.3	3:10.4
5	--	#626 Wordsworth, Daniel	PAPANUI HIGH SCHOOL	19:14.8	1:03.9	3:12.5
6	--	#132 Aldridge, Max	CHRISTCHURCH BOYS' HIGH SCHOOL	19:17.0	1:06.1	3:12.9
7	7	#694 Reddy, Desmond	RONGOTAI COLLEGE	19:32.0	1:21.1	3:15.4
8	8	#852 Pinique, Jackson	ST PETER'S COLLEGE (EPSOM)	19:42.8	1:31.9	3:17.2
9	--	#758 Walsh, Cohnor	ST ANDREW'S COLLEGE (CHRISTCH...	19:43.0	1:32.1	3:17.2
10	--	#100 Ramousse, Eliot	BURNSIDE HIGH SCHOOL	19:48.4	1:37.5	3:18.1
11	--	#6 Kelly, Nikko	ACG SUNDERLAND	19:49.9	1:39.0	3:18.4
12	--	#1136 Brotherston, Lennox	WHANGANUI HIGH SCHOOL	19:54.3	1:43.5	3:19.1
13	--	#404 Maddock, Max	MACLEANS COLLEGE	19:54.4	1:43.5	3:19.1
14	--	#841 Reid, Tasman	ST PAUL'S COLLEGIATE (HAMILTON)	19:57.3	1:46.5	3:19.6
15	15	#1061 Cutts, Duke	WESTLAKE BOYS HIGH SCHOOL	19:59.5	1:48.7	3:20.0
16	16	#945 Montgomerie, Archie	TAURANGA BOYS' COLLEGE	20:01.3	1:50.4	3:20.3
17	17	#1050 Bateman, Stanley	WESTLAKE BOYS HIGH SCHOOL	20:02.9	1:52.0	3:20.5
18	--	#282 Lewis, George	HAVELOCK NORTH HIGH SCHOOL	20:04.2	1:53.3	3:20.7
19	19	#463 McHale, Sam	NAPIER BOYS' HIGH SCHOOL	20:05.7	1:54.8	3:21.0
20	20	#595 Shaw, Jarvis	PALMERSTON NORTH BOYS' HIGH S...	20:06.8	1:55.9	3:21.2
21	21	#1098 Witheridge, Harry	WESTLAKE BOYS HIGH SCHOOL	20:18.4	2:07.5	3:23.1
22	--	#741 Woodhouse, Harry	SHIRLEY BOYS' HIGH SCHOOL - NG...	20:21.8	2:10.9	3:23.7
23	23	#503 Galley, Aidan	NEW PLYMOUTH BOYS' HIGH SCHO...	20:23.1	2:12.2	3:23.9
24	24	#809 Stallard, Bernard	ST PATRICK'S SCHOOL (KILBIRNIE)	20:24.1	2:13.2	3:24.1
25	--	#88 Tomlinson, Jack	BETHLEHEM COLLEGE	20:27.9	2:17.0	3:24.7
26	26	#507 Mason, Jack	NEW PLYMOUTH BOYS' HIGH SCHO...	20:31.5	2:20.6	3:25.3
27	--	#928 Ratcliffe, Nicolas	TARADALE HIGH SCHOOL	20:36.0	2:25.1	3:26.0
28	28	#847 Lazayres, Noah	ST PETER'S COLLEGE (EPSOM)	20:37.5	2:26.6	3:26.3
29	29	#36 Chow, Yusuke	AUCKLAND GRAMMAR SCHOOL	20:42.7	2:31.8	3:27.2
30	30	#509 Matheson, Brody	NEW PLYMOUTH BOYS' HIGH SCHO...	20:46.5	2:35.7	3:27.8
31	--	#874 Hay, Tito	ST PETER'S SCHOOL (CAMBRIDGE)	20:46.7	2:35.9	3:27.8
32	--	#315 Kyle, Casey	HUTT INTERNATIONAL BOYS' SCHOOL	20:48.2	2:37.4	3:28.1
33	33	#846 Howcroft, George	ST PETER'S COLLEGE (EPSOM)	20:51.1	2:40.2	3:28.6
34	(34)	#494 Brown, Xavier	NEW PLYMOUTH BOYS' HIGH SCHO...	20:53.8	2:42.9	3:29.0

52nd New Zealand Secondary Schools Track, Field and 49th Road Race Championships

Park Island Recreation Ground | Sun, Dec 7, 2025

Results

Boys 6,000 meters Senior Boys

Individual Results (con't)

Pl	Pts		Name	Team	Time	Gap	Av Km
35	35	#37	Clark, Xavier	AUCKLAND GRAMMAR SCHOOL	20:54.9	2:44.0	3:29.2
36	36	#948	Orchard, Sidney	TAURANGA BOYS' COLLEGE	20:55.6	2:44.7	3:29.3
37	37	#685	Campion, Hugo	RONGOTAI COLLEGE	21:08.9	2:58.0	3:31.5
38	--	#400	Geldenhuys, Christian	MACLEANS COLLEGE	21:20.4	3:09.5	3:33.4
39	(39)	#1084	Pudney, Zach	WESTLAKE BOYS HIGH SCHOOL	21:22.6	3:11.8	3:33.8
40	(40)	#940	Hyett, Henry	TAURANGA BOYS' COLLEGE	21:22.8	3:11.9	3:33.8
41	--	#300	Bosch, Liam	HILLCREST HIGH SCHOOL	21:27.1	3:16.2	3:34.6
42	(42)	#1095	Whiteman, Harry	WESTLAKE BOYS HIGH SCHOOL	21:28.6	3:17.8	3:34.8
43	(43)	#502	Frew, Ethan	NEW PLYMOUTH BOYS' HIGH SCHO...	21:28.7	3:17.8	3:34.8
44	(44)	#1099	Wright, Leo	WESTLAKE BOYS HIGH SCHOOL	21:30.8	3:19.9	3:35.2
45	(45)	#33	Cameron, Lachlan	AUCKLAND GRAMMAR SCHOOL	21:35.7	3:24.9	3:36.0
46	--	#441	Hills, Henry	MT ALBERT GRAMMAR SCHOOL	21:39.8	3:28.9	3:36.7
47	47	#590	Moores, Gibson	PALMERSTON NORTH BOYS' HIGH S...	21:44.9	3:34.0	3:37.5
48	48	#464	Oscar, Moorhead	NAPIER BOYS' HIGH SCHOOL	21:46.9	3:36.0	3:37.9
49	49	#806	McDougall, Charles	ST PATRICK'S SCHOOL (KILBIRNIE)	21:49.3	3:38.4	3:38.3
50	50	#466	Webber, Eliot	NAPIER BOYS' HIGH SCHOOL	21:50.4	3:39.5	3:38.4
51	--	#312	Bialy, Leo	HUTT INTERNATIONAL BOYS' SCHOOL	21:52.4	3:41.5	3:38.8
52	(52)	#58	Pollard, George	AUCKLAND GRAMMAR SCHOOL	21:56.3	3:45.4	3:39.4
53	(53)	#933	Barrett, Reece	TAURANGA BOYS' COLLEGE	21:58.3	3:47.4	3:39.8
54	54	#583	Fountain, Adam	PALMERSTON NORTH BOYS' HIGH S...	21:59.5	3:48.6	3:40.0
55	(55)	#937	Dohnt, Luca	TAURANGA BOYS' COLLEGE	22:03.1	3:52.2	3:40.6
56	(56)	#500	Ferguson, Miller	NEW PLYMOUTH BOYS' HIGH SCHO...	22:14.8	4:03.9	3:42.5
57	--	#1145	Johnston, Darcy	WHANGANUI HIGH SCHOOL	22:15.7	4:04.8	3:42.7
58	(58)	#460	Johnson, Karlon	NAPIER BOYS' HIGH SCHOOL	22:18.6	4:07.7	3:43.1
59	(59)	#588	Lean, Oliver	PALMERSTON NORTH BOYS' HIGH S...	22:34.5	4:23.6	3:45.8
60	(60)	#1076	Leong, Ryan	WESTLAKE BOYS HIGH SCHOOL	22:37.4	4:26.5	3:46.3
61	(61)	#512	Moffat, Henry	NEW PLYMOUTH BOYS' HIGH SCHO...	23:01.1	4:50.2	3:50.2
62	(62)	#1072	Kazi, Faaz	WESTLAKE BOYS HIGH SCHOOL	23:15.4	5:04.5	3:52.6
63	(63)	#951	Smith, Josh	TAURANGA BOYS' COLLEGE	23:21.3	5:10.4	3:53.6
64	--	#322	McNeill, Noah	HUTT VALLEY HIGH SCHOOL	23:31.6	5:20.7	3:55.3
65	(65)	#1057	Christmas, Max	WESTLAKE BOYS HIGH SCHOOL	23:34.4	5:23.5	3:55.8
66	(66)	#34	Chauhan, Darshit	AUCKLAND GRAMMAR SCHOOL	23:35.9	5:25.0	3:56.0
67	(67)	#499	Ferguson, Cooper	NEW PLYMOUTH BOYS' HIGH SCHO...	23:56.9	5:46.1	3:59.5
68	(68)	#41	Forsyth, Charlie	AUCKLAND GRAMMAR SCHOOL	24:07.1	5:56.2	4:01.2
69	(69)	#1065	France, Gabe	WESTLAKE BOYS HIGH SCHOOL	24:11.2	6:00.3	4:01.9
70	(70)	#600	Stevens, Harrison	PALMERSTON NORTH BOYS' HIGH S...	24:27.2	6:16.3	4:04.6
71	(71)	#30	Brinsdon, Spencer	AUCKLAND GRAMMAR SCHOOL	25:14.6	7:03.7	4:12.5
72	(72)	#1087	Scripps-Hawkins, Samuel	WESTLAKE BOYS HIGH SCHOOL	27:31.1	9:20.2	4:35.2
73	(73)	#46	Iuoras, Tudor	AUCKLAND GRAMMAR SCHOOL	29:02.4	10:51.5	4:50.4
74	(74)	#1070	Kang, Ethan	WESTLAKE BOYS HIGH SCHOOL	31:27.4	13:16.5	5:14.6