

# MOUNT COOK LANDLINES SET THE STANDARD OF TRAVEL

Landliner travel combines mental ease with physical relaxation. A capable hostess is in attendance to assist you, help you with the children and serve refreshments en route.

The route followed reveals some North Island beauty spots, such as National Park mountain views, Lake Taupo, Huka Falls.

Landliners leave Wellington and Auckland daily.

Departure time 8.00 am  
Arrival 8.20 pm

Fare single \$14.40

Daylight travel.  
Capable hostess.  
Radio. Toilet. Hot & cold water.




**MOUNT COOK  
LANDLINES**

Auckland Ph. 78-389 Rotorua Ph. 83-079 Taupo Ph. 566 Pahiatua Ph. 7486  
Wellington Ph. 728-030 Christchurch Ph. 488-909 Timaru Ph. 83-159 Twizel Ph. 752  
Queenstown Ph. 366 Te Anau Ph. 494



## ATHLETICS & ROAD RACE



OFFICIAL RESULTS

4th and 5th DECEMBER 1976

PORRITT STADIUM


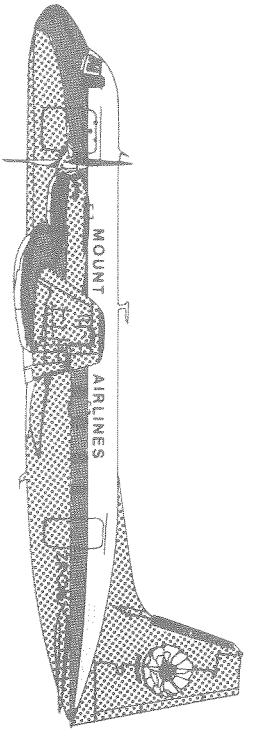
HAMILTON

the birth

**MOUNT COOK AIRLINES**

ATHLETIC CHAMPIONSHIPS

FOR NEW ZEALAND SECONDARY SCHOOLS



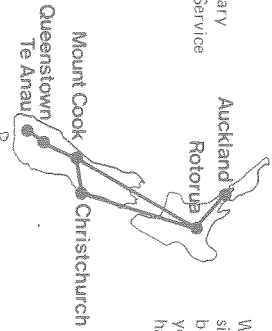
**Mount Cook  
AIRLINES**

# Direct Flights Daily!

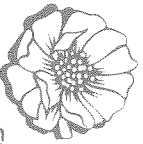
**CHRISTCHURCH TO ROTORUA**  
and on to Auckland  
**ROTORUA TO CHRISTCHURCH**  
and on to Mount Cook,  
Queenstown and Te Anau

- Pressurized Jet-Prop Aircraft
- Informative Flight Commentary
- Attentive In-Flight Steward Service
- Light Refreshments

See your Travel Agent or



Whether visiting relatives, sight-seeing or making a business call — we are at your service! And we have got the connections.



**Mount Cook  
AIRLINES**

**FLYING THE WORLD'S MOST SCENIC SKYWAYS**

10 Queen Street, Auckland, Phone 78-398; Reservations Phone 770-904  
33 Erutera Street, Rotorua, Phone 83-079; Reservations Phone 80-765  
91 Worcester Street, 47 Riccarton Road, Christchurch, Phone 488-929  
Also at 14 other centres.

## Senior Boys 100 METRES

### Round 1:

HEAT 1	1. G. Henley-Smith	11.28
	2. D. Hughes	11.59
	3. D. Doe	11.90
	4. T. Malaeta'ie	.....
Wind:	+0.99	

HEAT 2	1. D. Bequeley	11.33
	2. S. Crilly	11.55
	3. G. Sutherland	11.77
	4. B. Fairbrother	.....
Wind:	-0.85	

HEAT 3	1. C. McLean	11.59
	2. M. Thomas	11.60
	3. B. Burrough	11.80
	4. S. Mayhew	.....
Wind:	-0.96	

HEAT 4	1. B. Smith	11.53
	2. D. Coffey	11.70
	3. P. Stevenson	11.74
	.....	.....
Wind:	+1.07	

HEAT 5	1. M. Fahey	11.60
	2. S. Soper	11.64
	3. S. Morrell	11.72
Wind:	+0.94	

HEAT 6	1. B. Harrison	11.44
	2. M. Genet	11.56
	3. G. Ryan	11.75
Wind:	+0.90	

HEAT 7	1. C. Dempsey	11.68
	2. R. Haugh	11.97
	3. W. Wright	12.34
Wind:	+0.02	

HEAT 8	1. G. Lowe	11.56
	2. J. Chapman	11.58
	3. L. Harlick	12.12
Wind:	+0.96	

### Round 2:

HEAT 1	1. G. Henley-Smith	11.27
	2. S. Soper	11.45
	3. M. Thomas	11.49
	4. G. Sutherland	11.56
Wind:	+0.60	

HEAT 2	1. D. Bequeley	11.41
	2. M. Genet	11.50
	3. C. Dempsey	11.54
	4. D. Coffey	11.64
Wind:	+0.40	

HEAT 3	1. J. Chapman	11.48
	2. S. Crilly	11.52
	3. G. Lowe	11.55
	4. M. Fahey	11.56
Wind:	+0.20	

HEAT 4	1. B. Harrison	11.51
	2. D. Hughes	11.56
	3. R. Haugh	11.61
	4. C. McLean	11.64
Wind:	-0.40	

### Semi-Final:

HEAT 1	1. G. Henley-Smith	11.16
	2. C. Dempsey	11.33
	3. B. Harrison	11.38
	4. M. Thomas	11.40
Wind:	+1.40	

HEAT 2	1. D. Bequeley	11.27
	2. J. Chapman	11.32
	3. G. Lowe	11.35
	4. D. Hughes	11.37
Wind:	+2.70	

### Final:

1—G. Henley-Smith, Auckland Grammar (NZSS Record)	10.69s
2—D. Bequeley, Auckland Grammar	10.86s
3—C. Dempsey, Melville H.S.	11.20s
4—D. Hughes, Nelson Boys College	11.32s
Wind: 0.00	

200 METRES

Round 1:

HEAT 1	1. G. Henley-Smith	22.97	HEAT 2	1. G. McLintock	23.16
2. M. Fahey	23.06	2. D. Coffey	23.20		
3. R. Haugh	23.37	3. M. Taylor	23.45		
4. R. Currie	.....	4. B. Burroughs	.....		
Wind: +3.90	.....	Wind: +4.20	.....		

HEAT 3	1. D. Begueley	25.20	HEAT 4	1. P. Reilly	24.26
2. R. Falconer	25.47	2. G. Armitage	32.88		
3. S. Connell	32.43	.....	.....		
Wind: +3.10	.....	Wind: +3.20	.....		

HEAT 5	1. G. Sutherland	22.70	HEAT 6	1. C. Crilly	23.36
2. S. Moore	23.28	2. M. Genet	24.19		
3. J. Doe	23.86	3. P. Stevenson	24.77		
4. M. Evans	.....	.....	.....		
Wind: +1.70	.....	Wind: +2.60	.....		

Round 2:

HEAT 1	1. G. Sutherland	22.74	HEAT 2	1. P. Reilly	22.89
2. C. Crilly	22.77	2. G. Henley-Smith	23.11		
3. M. Genet	22.83	3. S. Moore	23.29		
4. R. Waugh	.....	4. M. Taylor	.....		
Wind: +2.50	.....	Wind: +1.30	.....		

HEAT 3	1. D. Begueley	22.70	HEAT 4	1. H. McCabe	51.96
2. M. Fahey	22.81	2. R. Hunter	52.23		
3. D. Coffey	23.04	3. P. Findlay	52.31		
4. G. Armitage	.....	4. R. Craig	52.31		
Wind: +1.40	.....	.....	.....		

Final:

1—G. Henley-Smith, Auckland Grammar	21.76s
2—P. Reilly, Te Kuiti H.S.	22.35s
3—G. Sutherland, Waitaki B.H.S.	22.47s
4—M. Fahey, St Thomas of Canterbury	22.62s

400 METRES

HEAT 1:	1. T. Smith	51.16	HEAT 2:	1. T. Tocher	52.21
2. C. Beattie	52.12	2. T. Cauldwell	52.27		
3. T. De Leeuw	52.30	3. R. Hunter	52.41		
4. N. Perese	53.51	4. G. Rowse	53.72		

HEAT 3:	1. D. Paterson	51.85	HEAT 4:	1. H. McCabe	51.74
2. M. Rencen	52.29	2. R. Craig	53.75		
3. S. Owen	52.51	3. K. Greenhill	54.24		
4. K. Tuhua	52.83	4. R. Cockle	55.50		

HEAT 5:	1. P. Whitehouse	52.16
2. P. Findlay	52.72	
3. P. McSweeney	53.66	
4. C. Bowden	54.39	

Round 2:

HEAT 1:	1. H. McCabe	50.89	HEAT 2:	1. T. Tocher	52.49
2. T. Smith	51.33	2. N. Perese	52.69		
3. M. Rebceb	51.51	3. C. Beattie	52.88		
4. F. Cauldwell	.....	4. P. Whitehouse	.....		

HEAT 3:	1. D. Paterson	51.96
2. R. Hunter	52.23	
3. P. Findlay	52.31	
4. R. Craig	.....	

Final:

1—H. McCabe, St Bernard's College	50.47s
2—R. Hunter, Te Puke H.S.	*51.21s
3—D. Paterson, Otago B.H.S.	*50.54s
4—M. Rebceb, Rangotai College	51.24s

\* Placings changed by the Referee.

800 METRES

HEAT 1:	1. K. Eustace	2:03.7	HEAT 2:	1. E. Grogan	2:00.8
2. C. Nunn	2:05.4	2. S. Priest	2:04.1		
3. G. Brown	2:12.3	3. S. Roberts	2:06.8		
4. C. Watts	.....	4. J. Knight	.....		

HEAT 3:	1. V. Gamperle	2:02.3	HEAT 4:	1. C. McKinlay	2:05.2
2. M. Munro	2:02.8	2. D. Meek	2:05.2		
3. B. Mayo	2:02.8	3. K. Walsh	2:05.3		
4. C. Temm	.....	4. S. Couling	.....		

HEAT 5:	1. O. Douglas	2:06.6	HEAT 6:	1. G. Marsh	2:05.0
2. M. Williams	2:07.7	2. P. Oldman	2:07.0		
3. P. Cashmore	2:08.2	3. J. Booth	2:11.5		
4. P. Cole	.....	4. W. Morrison	.....		

Semi-Final

HEAT 1:	1. E. Grogan	1:57.5	HEAT 2:	1. K. Eustace	1:55.4
2. M. Williams	1:58.8	2. P. Cashmore	1:56.6		
3. K. Walsh	1:59.7	3. C. McKinlay	1:57.0		
4. M. Munro	2:00.3	4. C. Nunn	1:57.2		

Final:

1—E. Grogan, Massey H.S.	1:54.7
2—C. McKinlay, Gore H.S.	1:54.7
3—K. Eustace, Mangere College	1:55.4
4—P. Cashmore, Hillcrest H.S.	1:58.4

1,500 METRES

Round 1:

HEAT 1:	1. M. Mollov	4:07.3	HEAT 2:	1. B. Addison	4:13.0
2. N. Wilby	4:08.0	2. H. Watson	4:16.9		
3. M. Lovell	4:08.5	3. G. Dryden	4:21.8		
4. K. Livingstone	4:09.0	4. J. Burton	4:27.7		

### 4 x 400 METRES RELAY

#### Round 1:

##### HEAT 1:

1. Waitaki B.H.S. .... 3:31.3
2. Christchurch B.H.S. .... 3:32.2
3. Rongotai College .... 3:34.2
4. Wainuiomata Coll. .... 3:35.5

##### HEAT 2:

1. Wanganui Collegiate .... 3:35.8
2. Otago B.H.S. .... 3:43.4
3. Rangitahi College .... 3:46.8

##### HEAT 3:

1. Auckland Grammar .... 3:37.4
2. Burnside H.S. .... 3:39.2
3. Matamata College .... 3:40.4

#### Final:

- 1—Otago B.H.S. .... 3:25.87s
- 2—Wanganui Collegiate .... 3:27.87s
- 3—Christchurch B.H.S. .... 3:30.21s
- 4—Waitaki B.H.S. .... 3:32.03s

#### SHOT

- 1—D. Lloyd-Parker, Te Awamutu College .... 14.20m
- 2—K. Thomson, Waitaki B.H.S. .... 13.53m
- 3—G. Sayers, Feilding Ag. H.S. .... 13.51m
- 4—S. Barry, Mahurangi College .... 13.50m
- 5—P. Corlett, Edgewater College .... 12.98m
- 6—K. Shaw, Kapiti College .... 12.80m

#### DISCUS

- 1—B. Smith, Reperoa College .... 46.42m
- 2—S. Barry, Mahurangi College .... 45.44m
- 3—R. Veale, Western Heights H.S. .... 44.76m
- 4—P. Corlett, Edgewater College .... 43.20m
- 5—S. Hurley, Patea College .... 43.18m
- 6—K. Drinkwater, Kamo H.S. .... 43.12m

#### JAVELIN

- 1—L. J. Dain, Opotiki College .... 56.14m
- 2—F. W. Hughes, Logan Park H.S. .... 55.83m
- 3—J. Lane, Christ's College .... 54.78m
- 4—B. McKay, Shirley B.H.S. .... 53.30m
- 5—R. Hunter, Taumarunui H.S. .... 53.24m
- 6—S. Barry, Mahurangi College .... 51.94m

#### HIGH JUMP

- 1—T. Lomax, Christchurch B.H.S. .... 2.05m
- 2—M. Hudson, Massey H.S. .... 1.95m
- 3—K. Shaw, Kapiti College .... 1.89m
- 4—R. Patterson, Massey H.S. .... 1.86m
- 5—M. Stovell, Wanganui Collegiate .... 1.83m
- 6—K. Nankivell, King's College .... 1.83m

(NZSS Record)

### LONG JUMP

- 1—C. McLean, Kamo H.S. .... 6.97m
- 2—J. Rawcliffe, Burnside H.S. .... 6.92m
- 3—S. McManaway, Francis Douglas Mem. Coll. .... 6.69m
- 4—T. Langdon, Parkway College .... 6.50m
- 5—B. Mitchell, Rosehill College .... 6.47m
- 6—S. Connell, Fairlie H.S. .... 6.42m

### TRIPLE JUMP

- 1—J. Luckie, King's College .... 13.78m
- 2—P. Reilly, Te Kuiti H.S. .... 13.55m
- 3—G. Sell, Auckland Grammar .... 13.47m
- 4—C. McLean, Kamo H.S. .... 13.30m
- 5—N. Henderson, Taita College .... 13.29m
- 6—G. Oliver, Otumoetai College .... 13.07m

### OPEN POLE VAULT

- 1—R. Lloyd, Otago B.H.S. .... 4.19m
- 2—S. Nyhof, Kaikourai Valley H.S. .... 3.60m
- 3—W. Finlay, Putaruru H.S. .... 3.20m
- 4—R. Giesen, Wanganui Collegiate .... 3.05m
- 5—M. Miron, Timaru B.H.S. .... 3.05m
- 6—S. Barry, Mahurangi College .... 3.05m

(NZSS Record)

## Junior Boys 100 METRES

#### Round 1:

##### HEAT 1:

1. T. Thompson .... 11.45
2. J. Cambell .... 11.63
3. M. Lazenby .... 11.63
4. A. Eadie

- ##### HEAT 2:
1. J. Dransfield .... 11.43
  2. I. Watson .... 11.67
  3. A. Palmer .... 11.68
  4. R. Ritchie

- ##### HEAT 3:
1. W. Chalmers .... 11.41
  2. L. Babich .... 11.63
  3. G. Parker .... 11.81
  4. J. Grant

##### HEAT 4:

1. C. Wickes .... 11.58
2. R. Walker .... 11.72
3. M. Aldred .... 11.83
4. P. Allen

- ##### HEAT 5:
1. G. Kelly .... 11.56
  2. P. Harbott .... 11.72
  3. D. Thomas .... 11.77
  4. D. Merrill

- ##### HEAT 6:
1. W. Raymond .... 11.58
  2. R. Millar .... 11.77
  3. C. Zawodney .... 11.92
  4. R. Matetaka

##### HEAT 7:

1. M. Franks .... 11.65
2. B. Proebstel .... 11.74
3. A. Thompson .... 11.79
4. P. Aukustiņns

#### Semi-Final

##### HEAT 1:

1. M. Franks .... 11.69
2. W. Chalmers .... 11.86
3. G. Kelly .... 11.89
4. R. Walker

##### HEAT 2:

1. T. Thompson .... 11.67
2. R. Millar .... 11.75
3. I. Watson .... 11.85
4. C. Wickes

##### HEAT 3:

1. J. Dransfield .... 11.60
2. J. Cambell .... 11.79
3. W. Raymond .... 11.90
4. P. Harbott

Wind: +0.2

Wind: 0.0

**Final:**

1—M. Franks, Takapuna G.S.	.....	11.31s
2—J. Dransfield, Wainuiomata College	.....	11.36s
3—P. Thomson, Lynfield College	.....	11.47s
4—J. Cambell, Wellington College	.....	11.55s

WIND: +2.4

**200 METRES**

**Round 1:**

<b>HEAT 1:</b>		<b>HEAT 2:</b>		<b>HEAT 3:</b>	
1. T. Thompson	23.93	1. E. Peterson	23.66	1. I. Watson	23.96
2. G. Murphy	24.29	2. J. Cambell	23.82	2. C. Kraus	24.33
3. M. O'Shea	24.67	3. P. Harbut	24.24	3. S. McKenzie	24.53
4. D. Thomas	25.77	4. P. Aukustifino	24.37	4. J. McCallum	25.41

Wind: +0.86      Wind: +0.01      Wind: +0.07

**Semi-Final**

<b>HEAT 1:</b>		<b>HEAT 2:</b>		<b>HEAT 3:</b>	
1. M. Franks	23.74	1. M. Millar	24.19	1. J. Cambell	23.56
2. M. Lazenby	24.06	2. J. Dransfield	24.20	2. I. Watson	23.58
3. W. Chalmers	24.12	3. A. Eddie	24.85	3. A. Eddie	24.10
4. D. Hatfield	24.22	4. C. Aiken	25.42	4. D. Hatfield	.....

Wind: +0.04      Wind: +0.08      Wind: +2.0

**Final:**

1—T. Thompson, Lynfield College	.....	22.96s
2—M. Franks, Takapuna G.S.	.....	23.00s
3—E. Peterson, Hillmorton H.S.	.....	23.19s
4—J. Dransfield, Wainuiomata College	.....	23.23s

**400 METRES**

**Round 1:**

<b>HEAT 1:</b>		<b>HEAT 2:</b>		<b>HEAT 3:</b>	
1. G. Thompson	54.98	1. A. Fleming	53.32	1. N. Carrington	53.63
2. M. Young	55.20	2. E. Peterson	54.63	2. M. Palmer	53.94
3. G. Davey	55.51	3. A. Dent	55.61	3. L. Babich	54.51
4. N. Staitte	55.55	4. R. Scott	55.92	4. S. Crowley	56.64

**Semi-Final**

<b>HEAT 1:</b>		<b>HEAT 2:</b>		<b>HEAT 3:</b>	
1. C. Alexander	53.20	1. P. Heaff	55.89	1. C. Alexander	52.85
2. B. McGillen	53.60	2. M. Batts	55.96	2. M. Palmer	53.24
3. W. Raymond	53.73	3. K. Kearney	56.16	3. L. Babich	54.42
4. G. Rundle	54.22	4. C. Keenan	56.68	4. K. Kearney	.....

**Final:**

1—C. Alexander, St Patrick's College	.....	50.75s
2—W. Raymond, Tawa College	.....	52.17s
3—A. Fleming, Penrose H.S.	.....	52.62s
4—N. Carrington, Te Awamutu College	.....	52.85s

**800 METRES**

**Round 1:**

<b>HEAT 1:</b>		<b>HEAT 2:</b>		<b>HEAT 3:</b>	
1. M. Furlan	2-6.1	1. D. Falvey	2-8.2	1. M. Baxter	2-6.3
2. G. Cawley	2-6.4	2. A. Brennan	2-12.2	2. W. Mitchell	2-8.7
3. G. Honnis	2-6.7	3. P. Easton	2-13.5	3. D. Jobe	2-9.1
4. R. Potter	.....	4. B. Martin	.....	4. S. Brown	.....

**Semi-Final**

<b>HEAT 1:</b>		<b>HEAT 2:</b>	
1. M. Quail	2-10.0	1. M. Morgan	2-11.4
2. B. Weeber	2-10.1	2. A. Masters	2-12.3
3. N. Litngow	2-11.1	3. P. Forzman	2-13.2
4. G. Mather	.....	4. B. Ratcliffe	.....

**Final:**

1—M. Furlan, Lytton H.S.	.....	1:59.6s
2—D. Falvey, Timaru B.H.S.	.....	2: 3.0s
3—M. Morgan, Tararua College	.....	2: 3.4s
4—M. Baxter, Papanui H.S.	.....	2: 5.7s

**1,500 METRES**

**Round 1:**

<b>HEAT 1:</b>		<b>HEAT 2:</b>		<b>HEAT 3:</b>	
1. M. Watson	4-29.6	1. C. Cullen	4-20.0	1. G. Butler	4-24.3
2. L. Taylor	4-30.0	2. R. Haswell	4-21.7	2. P. Morton	4-24.4
3. M. Fulton	4-32.0	3. R. Verney	4-21.8	3. M. Reesby	4-24.5
4. G. Glen	4-34.0	4. P. Stock	4-24.3	4. R. Spice	4-25.5

**Final:**

1—C. Cullen, Henderson H.S.	.....	4:7.5
2—R. Haswell, Kapiti College	.....	4:8.5
3—G. Butler, Te Awamutu College	.....	4:9.2
4—L. Taylor, Waitaki B.H.S.	.....	4:10.2

**3,000 METRES**

**Round 1:**

<b>HEAT 1:</b>		<b>HEAT 2:</b>	
1. G. Beach	9-35.3	1. P. Ward	9-42.5
2. D. Burridge	9-41.7	2. R. McMillan	9-45.2
3. D. Roberts	9-45.5	3. G. Hardy	9-47.6
4. P. Stoneman	9-46.9	4. G. Leek	9-47.7
5. G. Genner	.....	5. M. Bonner	.....
6. D. Smidt	.....	6. D. Davy	.....

**Final:**

1—D. Burridge, Kamo H.S.	.....	8:49.4s
2—G. Beach, Northcote College	.....	8:54.8s
3—G. Leek, Te Awamutu College	.....	8:59.6s
4—G. Genner, Te Kauwhata College	.....	9:14.8s

### 100 METRES HURDLES

#### Round 1:

HEAT 1:		HEAT 2:		HEAT 3:	
1. P. Proebstel	14.99	1. J. Brooks	15.37	1. S. Green	15.37
2. J. Doogan	15.00	2. C. Kraus	16.24	2. N. Shaw	15.73
3. G. McMullan	15.69	3. D. Bunyan	16.38	3. R. Sorrenson	16.19
4. D. Beckwith					
Wind: +1.9		Wind: +3.1		Wind: +.35	
HEAT 4:					
1. A. Pollock	15.07				
2. H. Lilly	15.54				
3. K. Popescu	15.70				
Wind: +4.1					

#### Semi-Finals:

HEAT 1:		HEAT 2:	
1. P. Proebstel	14.89	1. J. Doogan	15.33
2. J. Doogan	14.97	2. A. Pollock	15.33
3. H. Lilly	15.23	3. S. Green	15.59
4. G. McMullan	15.46	4. R. Sorrenson	15.69

#### Final:

1—P. Proebstel, Hutt Valley Mem. T.C.	14.55s
2—J. Brooks, Kaikorai Valley H.S.	14.67s
3—A. Pollock, Matamata College	14.72s
4—H. Lilly, Christchurch B.H.S.	14.92s

### 4 x 100 METRES RELAY

#### Round 1:

HEAT 1:		HEAT 2:		HEAT 3:	
1. Ashburton Coll.	46.56	1. Christch'ch BHS	46.72	1. Palm. Nth B.H.S.	45.45
2. Birkdale College	47.43	2. Fraser H.S.	47.69	2. St Kevin's Coll.	46.13
3. Auckland B.G.S.	47.49	3. Opunake H.S.	47.82	3. Burnside H.S.	47.47

#### Final:

1—Palmerston North B.H.S.	45.47s
2—Christchurch B.H.S.	45.64s
3—St Kevin's College	46.13s
4—Ashburton College	46.97s

### 4 x 100 METRES RELAY

#### Round 1:

HEAT 1:		HEAT 2:		HEAT 3:	
1. St Kevin's Coll.	3:41.6	1. Burnside H.S.	3:42.7	1. Ch'church B.H.S.	3:42.5
2. Feilding Ag. H.S.	3:45.2	2. Rangitahi Coll.	3:53.9	2. Auckland B.G.S.	3:45.9
3. Fairfield College	3:47.6	3. Hutt V. Mem TC	3:55.9	3. Papanui H.S.	3:48.7
4. Waitaki B.H.S.	3:57.0	4. Melville H.S.	3:57.5	4. Wanganui Coll.	3:54.7

#### Final:

1—Burnside H.S.	3:34.94s
2—Auckland B.G.S.	3:36.42s
3—St Kevin's College	3:37.97s
4—Feilding Ag. H.S.	3:45.34s

### SHOT

1—D. Williams, Mt. Maunganui College	13.72m
2—W. Tonks, Newlands College	13.60m
3—P. Easton, Hamilton B.H.S.	13.47m
4—A. Hawea, Rathkeale College	13.05m
5—C. Finnigan, St Patrick's College	13.02m
6—A. Nathan, Kerikeri H.S.	12.88m

### DISCUS

1—M. Evans, Rutherford H.S.	54.66m
2—C. Finnigan, St Patrick's College	48.72m
3—I. Kiuwac, Kerikeri H.S.	46.00m
4—G. Johnston, Otago B.H.S.	44.48m
5—C. Scott, Mt. Roskill G.S.	41.70m
6—D. Williams, Mt. Maunganui College	41.10m

### JAVELIN

1—G. Johnston, Otago B.H.S.	54.58m
2—J. Reilly, Te Kuiti H.S.	48.92m
3—C. Moberley, Rangitoto College	45.52m
4—S. Thorogood, Colenso H.S.	43.90m
5—M. Batchelor, Waitakere College	43.66m
6—T. Cooksley, Opunake H.S.	42.34m

### HIGH JUMP

1—W. Thurlow, East Otago H.S.	1.81m
2—A. Sullivan, Mairerhau H.S.	1.78m
3—R. Johnston, Wanganui H.S.	1.78m
4—S. Green, Birkdale College	1.78m
5—Z. Coleman, St Patrick's College	1.75m
6—T. Dods, Gore H.S.	1.75m

### LONG JUMP

1—E. Peterson, Lynfield College	6.44m
2—T. Davies, Christchurch B.H.S.	6.00m
3—A. Palmer, Geraldine H.S.	5.95m
4—S. Weir, St Kevin's College	5.94m
5—C. Carston, Rangitahi College	5.78m
6—G. McDowell, Ashburton College	5.76m

### TRIPLE JUMP

1—G. Soole, Henderson H.S.	12.62m
2—A. Sullivan, Mairerhau H.S.	12.55m
3—D. Umbers, Papatoetoe H.S.	12.51m
4—C. Moberley, Rangitoto College	12.32m
5—K. McPherson, Tawa College	12.01m
6—N. Kirk, Opunake H.S.	11.37m

# Senior Girls

## 100 METRES

### Round 1:

HEAT 1:	1. J. Burwell	12.51
	2. C. Mathis	12.79
	3. B. Jones	12.85
	4. J. McLennan	12.92
Wind:	+1.1	

HEAT 2:	1. M. McKechnie	11.93
	2. R. Patterson	12.41
	3. C. Hayde	12.72
	4. J. Wilson	13.16
Wind:	+1.6	

HEAT 3:	1. A. Smith	12.58
	2. K. Sorenson	13.07
	3. S. Hunt	13.27
	4. E. Seaton	14.86
Wind:	+2.2	

HEAT 4:	1. P. Edwards	12.50
	2. D. Houghton	12.86
	3. C. Dawson	13.18
	4. J. Heseltine	13.34
Wind:	+1.8	

### Semi-Finals:

HEAT 1:	1. B. Edwards	12.26
	2. J. Burwell	12.32
	3. A. Smith	12.33
	4. C. Hayde	
Wind:	+3.4	

HEAT 2:	1. C. Mathis	12.45
	2. R. Patterson	12.47
	3. J. Ashworth	12.48
	4. B. Weastell	
Wind:	+3.8	

HEAT 3:	1. M. McKechnie	11.94
	2. N. Jopson	12.54
	3. B. Jones	12.71
	4. K. Sorenson	
Wind:	+4.7	

### Final:

1—M. McKechnie, Rotorua G.H.S.	11.85s
2—B. Edwards, Sacred Ht. College, Lower Hutt	12.34s
3—A. Smith, Manurewa H.S.	12.40s
4—R. Patterson, Ashburton College	12.45s

## 200 METRES

HEAT 1:	1. L. McLennan	27.39
	2. S. Duncan	27.41
	3. G. Daymond	27.95
Wind:	—0.09	

HEAT 2:	1. A. Smith	26.25
	2. L. Cox	26.51
	3. B. Jones	26.83
	4. K. Sorenson	
Wind:	—0.04	

HEAT 3:	1. F. Lowe	27.12
	2. J. Soole	28.35
	3. V. Cummings	28.92
Wind:	+0.11	

HEAT 4:	1. S. Maiden	27.70
	2. C. Dawson	27.88
Wind:	+0.04	

HEAT 5:	1. P. Edwards	26.17
	2. J. Grieve	27.57
	3. J. Wilson	27.61
	4. L. Prior	27.80
Wind:	+0.01	

HEAT 6:	1. M. McKechnie	24.97
	2. C. Hayde	25.97
	3. R. Spencer	27.49
	4. C. Ashmore	28.02
Wind:	+0.94	

HEAT 7:	1. B. Weastell	26.09
	2. D. Houghton	26.63
	3. K. Burt	26.64
	4. J. Haseltine	27.86
Wind:	—0.06	

HEAT 1:	1. M. McKechnie	24.80
	2. A. Smith	25.80
	3. S. Duncan	26.30
	4. L. McLennan	
Wind:	+1.9	

HEAT 2:	1. P. Edwards	25.63
	2. C. Hayde	25.90
	3. D. Houghton	26.20
	4. L. Cox	
Wind:	+1.5	

HEAT 3:	1. B. Weastell	26.23
	2. B. Jones	26.95
	3. R. Spencer	27.50
	4. J. Wilson	
Wind:	+1.3	

### Final:

1—M. McKechnie, Rotorua G.H.S.	24.02s
2—P. Edwards, Sacred Ht. College, Lower Hutt	25.06s
3—A. Smith, Manurewa H.S.	25.23s
4—C. Hayde, Whangarei G.H.S.	25.74s

## 400 METRES

### Round 1:

HEAT 1:	1. D. De Leeuw	59.63
	2. R. Roby	60.56
	3. V. Hannaway	65.32
	4. M. Livingstone	67.32

HEAT 2:	1. K. Cutreis	63.40
	2. S. Shaw	63.86
	3. J. Southon	67.17
	4. D. Nolan	65.98

HEAT 3:	1. J. Brock	61.54
	2. P. Townsend	67.86
	3. J. Steele	69.63

### Semi-Finals:

HEAT 1:	1. D. De Leeuw	59.53
	2. B. Couling	60.79
	3. L. Cole	62.43
	4. J. Brock	

HEAT 2:	1. K. Freakley	57.02
	2. D. Roby	58.63
	3. M. Prior	59.19
	4. J. Howard	

HEAT 3:	1. J. Eliason	59.02
	2. S. Eastlake	59.29
	3. R. Spencer	63.42
	4. V. Hannaway	

### Final:

1—K. Freakley, Naenae College	56.92s
2—D. De Leeuw, Sacred Ht. College, Hamilton	57.22s
3—S. Eastlake, Penrose H.S.	57.90s
4—D. Roby, Rutherford H.S.	58.50s

## 800 METRES

HEAT 1:	1. P. Charles	2-20.8
	2. N. Marsden	2-54.5

HEAT 2:	1. S. Hancock	2-22.0
	2. J. Carlan	2-23.8
	3. D. Smith	2-27.4
	4. P. Sutton	2-28.1

HEAT 3:	1. S. Thomson	2-27.5
	2. J. Southon	2-28.0
	3. C. Allison	2-44.2
	4. W. Mollinson	2-55.5

HEAT 4:	1. M. Green	2-28.2
	2. P. Redman	2-31.8
	3. M. Sommerville	2-33.3
	4. C. Christenson	2-54.2

### Semi-Finals:

HEAT 1:	1. M. Green	2-16.5
	2. J. Carlan	2-17.7
	3. P. Charles	2-18.7
	4. J. Southon	2-24.8

HEAT 2:	1. S. Hancock	2-26.7
	2. S. Thomson	2-29.7
	3. P. Redman	2-30.5
	4. M. Sommerville	2-47.1

### Final:

1—M. Green, McAuley H.S.	2-14.30s
2—P. Charles, Westlake G.H.S.	2-18.40s
3—P. Redman, Gore H.S.	2-18.70s
4—J. Carlan, Palmerston North G.H.S.	2-19.60s

### 1,500 METRES

#### Round 1:

<b>HEAT 1:</b>		<b>HEAT 2:</b>	
1. D. Stevenson	5-2.0	1. S. King	4-53.0
2. W. Mollinson	5-2.2	2. S. Richard	4-58.7
3. D. Smith	5-4.4	3. J. Benton	5-00.2
4. G. Douglas	5-6.2	4. P. Jackson	5-02.2
5. B. Stevenson		5. C. Coster	
6. K. Petley		6. S. Thomson	

#### Final:

1—S. King, Westlake G.H.S.	.....	4-41.7s
2—W. Mollinson, Burnside H.S.	.....	4-44.6s
3—D. Smith, Kalkoura H.S.	.....	4-46.7s
4—C. Coster, Gore H.S.	.....	4-52.0s

### 100 METRES HURDLES

#### Round 1:

<b>HEAT 1:</b>		<b>HEAT 2:</b>	
1. L. Olsen	15.64	1. A. Limpus	15.77
2. C. McMillan	15.75		
3. L. Aben	16.03		
4. L. Tanner			
Wind: +3.3		Wind: +3.8	

#### HEAT 4:

1. J. Burwell	15.30
2. J. Ashworth	15.70
3. S. Willis	16.33
4. J. Kane	
Wind: +3.0	

#### Semi-Finals:

<b>HEAT 1:</b>		<b>HEAT 2:</b>	
1. J. Burwell	15.37	1. J. Ashworth	15.25
2. K. Krikland	15.64	2. C. Mathis	15.28
3. L. Olsen	15.70	3. A. Limpus	15.50
4. L. Aben	16.60	4. C. McMillan	15.75
Wind: +0.5		Wind: 0.0	

#### Final:

1—J. Burwell, Putaruru H.S.	.....	14.78s
2—C. Mathis, Putaruru H.S.	.....	14.90s
3—J. Ashworth, Otago G.H.S.	.....	15.01s
4—K. Krikland, The Taieri H.S.	.....	15.06s

### 4 x 100 METRES RELAY

#### Round 1:

<b>HEAT 1:</b>		<b>HEAT 2:</b>	
1. Aorere College	52.67	1. Whangarei G.H.S.	50.04
2. Hamilton G.H.S.	52.70	2. The Taieri H.S.	50.60
3. Opotiki H.S.	52.82	3. Putaruru H.S.	50.85
		4. St Mary's C. Wel.	52.30

#### Final:

1—Whangarei G.H.S.	.....	50.76s
2—Putaruru H.S.	.....	50.77s
3—Opunake H.S.	.....	51.79s
4—Aorere College	.....	51.92s

### FIELD EVENTS

#### SHOT

1—J. Bishop, Lincoln H.S.	.....	(N.Z.S.S. Record)	12.20m
2—R. Hampstead, Fairfield College	.....		11.48m
3—N. Jopson, The Taieri H.S.	.....		11.04m
4—F. Tamahana, Waitara H.S.	.....		10.64m
5—L. Leonard, Tauranga G.C.	.....		10.23m
6—V. Phillips, St Mary's College, Christchurch	.....		9.94m

#### DISCUS

1—D. Murphy, Opunake H.S.	.....	(NZSS Record)	40.16m
2—M. Avia, Christchurch G.H.S.	.....		37.04m
3—L. Leonard, Tauranga G.C.	.....		36.12m
4—J. Gray, Waitara H.S.	.....		35.78m
5—J. Bishop, Lincoln H.S.	.....		34.82m
6—V. Phillips, St Mary's College, Christchurch	.....		32.88m

#### OPEN JAVELIN

1—F. Tamahana, Waitara H.S.	.....	35.40m
2—P. Cotton, Auckland G.G.S.	.....	33.96m
3—J. Bishop, Lincoln H.S.	.....	33.92m
4—L. Aben, Greymouth H.S.	.....	33.92m
5—D. Murphy, Opunake H.S.	.....	31.42m
6—V. Casey, Opotiki College	.....	30.42m

#### HIGH JUMP

1—C. Bickerstaff, Pakuranga H.S.	.....	1.66m
2—C. Kavermann, McAuley H.S.	.....	1.66m
3—G. Olsen, Hauraki Plains College	.....	1.63m
4—L. Olsen, Hauraki Plains College	.....	1.60m
5—K. Krikland, The Taieri H.S.	.....	1.60m
6—A. Hermans, St Mary's College, Christchurch	.....	1.60m

#### LONG JUMP

1—M. McKechnie, Rotorua G.H.S.	.....	5.91m
2—R. Patterson, Ashburton College	.....	5.70m
3—C. Bickerstaff, Pakuranga College	.....	5.63m
4—S. Duncan, The Taieri H.S.	.....	5.42m
5—L. Olsen, Hauraki Plains College	.....	5.35m
6—L. Symon, Waitaki G.H.S.	.....	5.10m

## Junior Girls

### 100 METRES

#### Round 1:

<b>HEAT 1:</b>		<b>HEAT 2:</b>		<b>HEAT 3:</b>	
1. M. Gimblett	13.10	1. K. Graham	12.65	1. A. Wade	12.43
2. C. McKinlay	13.20	2. J. Wood	12.82	2. B. Rose	13.16
3. A. Toneyciffie	13.22	3. D. Norton	13.22	3. S. Lewis	13.34
4. J. Carian		4. L. Laurent			
Wind: +2.1		Wind: +2.8		Wind: +2.9	



HEAT 4:	1. D. Rickus 2. J. Stanforth 3. J. Frost 4. J. Montgomery	12.94 13.47 13.48	HEAT 5:	1. J. Woolsey 2. G. Stead 3. J. Forbes 4. L. Baird	12.71 12.83 12.93	HEAT 6:	1. G. Lennard 2. J. Gawn 3. M. Armstrong 4. J. Copeman	12.69 13.17 13.99
HEAT 7:	1. L. Moss 2. S. Leeming 3. J. Mallett 4. V. Munro	12.88 13.15 13.37	HEAT 8:	1. D. Barracough 2. A. Maas 3. L. Dooley 4. J. Neal	13.04 13.17 13.35	HEAT 9:	1. A. Shanks 2. N. Doak 3. S. Lai 4. K. Rotall	12.68 12.74 13.00
HEAT 10:	1. V. Atkins 2. J. MacDonald 3. K. Ebbett 4. H. Came	12.74 12.92 12.97	HEAT 11:	1. K. Robbins 2. H. McLeod 3. S. Whorwood 4. J. Leroculey	13.32 13.37 13.63	HEAT 12:	1. S. Ivers 2. P. Van Stratum 3. J. Brown 4. A. Fraser	13.08 13.22 13.90
HEAT 13:	1. J. Lelo 2. L. Marris 3. M. Den Boer 4. L. Dyan	13.00 13.07 13.59	HEAT 13:	1. S. Ivers 2. P. Van Stratum 3. J. Brown 4. A. Fraser	13.08 13.22 13.90	HEAT 14:	1. M. Bain 2. J. Woolsey 3. L. Marris 4. A. Maas	26.05 26.61 26.91 26.94
Wind: +2.5			Wind: +2.4		Wind: +4.1			

**Round 2:**

HEAT 1:	1. G. Lennard 2. D. Rickus 3. D. Norton 4. G. McKinlay	12.92 13.00 13.19 13.29	HEAT 2:	1. A. Wade 2. J. Woolsey 3. J. Wood 4. J. Forbes	12.51 13.00 13.06 13.26	HEAT 3:	1. K. Graham 2. S. Leeming 3. N. Doak 4. B. Rose	12.90 13.24 13.27 13.33
HEAT 4:	1. M. Gimblett 2. J. MacDonald 3. A. Maas 4. K. Robbins	13.22 13.23 13.33 13.70	HEAT 5:	1. B. Atkins 2. D. Barracough 3. K. Ebbett 4. J. Frost	13.18 13.45 13.53 13.67	HEAT 6:	1. L. Moss 2. A. Shanks 3. S. Lai	13.26 13.28 13.39
HEAT 1:	1. A. Wade 2. D. Rickus 3. L. Moss 4. D. Norton	12.23 12.63 12.83	HEAT 2:	1. K. Graham 2. A. Shanks 3. J. Wood 4. B. Atkins	12.64 12.80 12.87	HEAT 3:	1. M. Gimblett 2. J. Woolsey 3. G. Lennard 4. J. Forbes	12.74 12.81 12.87
Wind: +1.6			Wind: +0.4		Wind: +0.6			

**Final:**

1—A. Wade, Howick College	12.33s
2—M. Gimblett, Edgecumbe College	12.50s
3—K. Graham, Epsom G.G.S.	12.56s
4—A. Shanks, Waitaki G.H.S.	12.66s

**Round 1:**

HEAT 1:	1. A. Wade 2. V. Atkins 3. S. Poole 4. B. Carey	25.65 26.84 27.16 27.26	HEAT 2:	1. L. Gibson 2. P. Townsend 3. A. Maas 4. J. Forbes	26.64 26.95 27.13 28.22	HEAT 3:	1. L. Marris 2. H. Came 3. J. Neal 4. M. Thomson	26.97 27.53 28.61 30.08
Wind: +1.9			Wind: +0.1		Wind: +0.8			

**Round 2:**

HEAT 4:	1. J. McDermott 2. M. Bain 3. K. Ebbett 4. S. Lewis	26.63 26.66 27.36 28.03	HEAT 5:	1. K. Graham 2. B. Rose 3. G. Cowley 4. J. Gawn	26.39 27.04 27.16 27.30	HEAT 6:	1. J. Woolsey 2. L. Dyan 3. — 4. —	26.18 26.42 26.97 27.18
HEAT 7:	1. R. Atkinson 2. A. Stead 3. P. Bennett 4. P. Van Stratum	26.10 26.45 27.26 27.85	HEAT 8:	1. J. Wood 2. S. Garden 3. B. Callaghan 4. D. Barracough	26.53 26.88 27.06 27.53	HEAT 9:	1. G. Lennard 2. C. Brayhouse 3. J. MacDonald 4. S. Leeming	26.18 26.42 26.97 27.18
HEAT 1:	1. A. Wade 2. K. Graham 3. P. Townsend 4. J. McDermott	25.27 26.14 26.55 26.69	HEAT 2:	1. G. Lennard 2. C. Braybrooke 3. V. Atkins 4. J. Wood	26.21 26.25 26.50 26.50	HEAT 3:	1. R. Atkinson 2. L. Gibson 3. J. MacDonald 4. S. Garden	26.00 26.47 26.59 26.74
HEAT 4:	1. M. Bain 2. J. Woolsey 3. L. Marris 4. A. Maas	26.05 26.61 26.91 26.94	HEAT 1:	1. A. Wade 2. M. Bain 3. L. Gibson 4. J. Wood	25.42 26.10 26.56 26.85	HEAT 2:	1. K. Graham 2. R. Atkinson 3. C. Braybrooke 4. V. Atkins	26.00 26.33 26.64 27.02
Wind: +4.1			Wind: +3.4		Wind: +3.5			

**Semi-Finals:**

HEAT 1:	1. A. Wade 2. M. Bain 3. L. Gibson 4. J. Wood	25.42 26.10 26.56 26.85	HEAT 2:	1. K. Graham 2. R. Atkinson 3. C. Braybrooke 4. V. Atkins	26.00 26.33 26.64 27.02
Wind: +3.0			Wind: +0.8		

**Final:**

1—A. Wade, Howick College	25.00s
2—K. Graham, Epsom G.G.S.	25.63s
3—M. Bain, Ashburton College	25.88s
4—C. Braybrooke, Rosehill College	25.94s

**400 METRES**

**Round 1:**

HEAT 1:	1. W. Howell 2. K. Smart 3. T. Anderson 4. D. Chapman	63.81 64.54 66.96 68.13	HEAT 2:	1. M. O'Donnell 2. R. Sutherland 3. S. Wilkinson 4. T. Peterson	61.84 62.94 63.44 64.35	HEAT 3:	1. K. Officer 2. S. Garden 3. S. Idema 4. G. Richardson	62.30 63.06 63.19 64.51
HEAT 4:	1. L. Shaw 2. B. Carey 3. J. Parcell 4. J. Price	59.64 62.61 63.21 63.80	HEAT 5:	1. D. Shepherd 2. B. Gillard 3. K. Rotall 4. K. Watson	62.38 63.57 65.27 65.85	HEAT 6:	1. B. Callaghan 2. S. Adams 3. R. Murfit 4. J. Parrett	64.82 65.38 65.58 68.71
HEAT 7:	1. A. Jopling 2. J. Mallet 3. C. Breen 4. C. Braybrooke	64.58 64.95 65.61 67.92						

**Round 2:**

<b>HEAT 1:</b>		<b>HEAT 2:</b>		<b>HEAT 3:</b>	
1. L. Shaw	60.80	1. K. Officer	61.24	1. W. Howell	61.20
2. S. Idema	62.01	2. B. Carey	61.52	2. D. Sheppard	62.22
3. R. Sutherland	62.41	3. G. Richardson	61.81	3. S. Garden	62.95
4. T. Anderson	62.50	4. A. Jopling	61.88	4. K. Smart	63.44

**Semi-Finals:**

<b>HEAT 1:</b>		<b>HEAT 2:</b>	
1. M. O'Connell	60.41	1. L. Shaw	59.82
2. B. Callaghan	61.10	2. D. Sheppard	60.40
3. B. Gillard	61.40	3. B. Callaghan	61.33
4. C. Breen	61.67	4. A. Joplin	61.55

**Final:**

1—L. Shaw, Hastings G.H.S.	.....	58.19s
2—M. O'Connell, Ashburton College	.....	58.89s
3—W. Howell, Hawera H.S.	.....	60.10s
4—B. Gillard, Aranui H.S.	.....	60.52s

**Round 1:**

<b>HEAT 1:</b>		<b>HEAT 2:</b>		<b>HEAT 3:</b>	
1. G. Anderson	2-27.8	1. D. Smith	2-26.3	1. L. Wilde	2-20.4
2. J. Terry	2-30.9	2. S. Idema	2-26.6	2. T. Bell	2-22.7
3. J. De Leeuw	2-31.6	3. D. Stanley	2-28.5	3. S. Bacon	2-23.1
4. A. Howe	2-32.4	4. T. Corbett	2-28.8	4. S. Hamilton	2-23.7

**800 METRES****Semi-Finals:**

<b>HEAT 1:</b>		<b>HEAT 2:</b>	
1. S. Witteveen	2-19.7	1. L. Wilde	2-23.0
2. D. Smith	2-23.3	2. D. Snow	2-23.2
3. J. Terry	2-23.4	3. M. Jacobson	2-23.5
4. T. Bell	2-26.1	4. S. Bacon	2-23.9

**Final:**

1—S. Witteveen, Mangere College	.....	2-14.6s
2—L. Wilde, Orewa College	.....	2-16.9s
3—J. Terry, Parkway College	.....	2-21.2s
4—D. Smith, Massey H.S.	.....	2-24.4s

**Round 1:**

<b>HEAT 1:</b>		<b>HEAT 2:</b>		<b>HEAT 3:</b>	
1. V. McClenaghan	5-0.6	1. R. Dippie	4-52.4	1. N. Perry	5-11.0
2. L. Hunt	5-1.0	2. M. Couchman	4-52.6	2. M. Jacobson	5-11.8
3. S. Coombe	5-11.6	3. W. Hancock	4-53.0	3. D. Stanley	5-13.0
4. L. Hyaulason	5-12.0	4. L. Harris	4-53.8	4. G. S. Bacon	5-13.0

**1,500 METRES****Final:**

1—W. Hancock, Fairfield College	.....	(N.Z.S.S. Record)	4-49.2s
2—R. Dippie, Temuka H.S.	.....	.....	4-52.7s
3—L. Harris, Horowhenua College	.....	.....	4-53.7s
4—M. Couchman, Wanganui G.C.	.....	.....	4-54.7s

**Round 1:**

<b>HEAT 1:</b>		<b>HEAT 2:</b>		<b>HEAT 3:</b>	
1. J. Copeman	16.13	1. S. Millward	15.45	1. T. Williams	15.70
2. L. Kay	16.15	2. M. French	15.52	2. L. Prentice	15.73
3. H. Wilkinson	16.19	3. J. Horrell	16.16	3. V. Munro	16.04
4. F. Stevenson	.....	4. A. Shanks	.....	4. I. Ross	.....

**100 METRES HURDLES****Semi-Finals:**

<b>HEAT 1:</b>		<b>HEAT 2:</b>		<b>HEAT 3:</b>	
1. S. Millward	15.44	1. M. French	15.69	1. S. Witheridge	15.62
2. J. Copeman	15.86	2. H. Wilkinson	16.03	2. T. Williams	15.81
3. H. McLeod	15.94	3. N. Allison	16.07	3. G. Cowley	15.84
4. M. Cory-Wright	.....	4. L. Kay	.....	4. L. Massey	.....

**Final:**

1—S. Millward, St Mathew's College	.....	15.36s
2—S. Witheridge, Papanui H.S.	.....	15.39s
3—M. French, McAuley H.S.	.....	15.51s
4—T. Williams, Westlake G.H.S.	.....	15.73s

**4 x 100 METRES RELAY**

<b>HEAT 1:</b>		<b>HEAT 2:</b>		<b>HEAT 3:</b>	
1. Ashburton Coll.	50.94	1. Temuka H.S.	51.69	1. Timaru G.H.S.	52.02
2. Menzies College	51.39	2. Westlake G.H.S.	52.18	2. Parkway College	52.33
3. Palm. Nth GHS	51.81	3. Linwood H.S.	52.47	3. Viard College	53.47
4. Waitara H.S.	52.71	4. St. Margaret's C.	52.56	4. Birkdale College	53.81

**Semi-Finals:**

<b>HEAT 1:</b>		<b>HEAT 2:</b>		<b>HEAT 3:</b>	
1. Ashburton Coll.	50.50	1. Menzies College	51.95	1. Temuka H.S.	51.58
2. St Margaret's C.	52.06	2. Timaru G.H.S.	52.06	2. Feilding Ag. H.S.	52.34
3. Parkway College	52.09	3. Waitaki G.H.S.	52.25	3. Westlake G.H.S.	52.68
4. Palmerston Nth GHS	.....	4. Linwood H.S.	.....	4. Viard College	.....

**Final:**

1—Temuka H.S.	.....	50.82s
2—Ashburton College	.....	51.09s
3—Menzies College	.....	52.10s
4—Feilding Ag. H.S.	.....	52.44s

47—D.	Reyland, Rutherford H.S.	.....	:38
48—C.	Andrews, Rangitikei College	.....	:39
49—M.	Bining, Burnside H.S.	.....	:39
50—M.	Woods, Hamilton G.H.S.	.....	:46
51—J.	Burrows, Nelson College for Girls	.....	:51
52—L.	Bland, Burnside H.S.	.....	:53
53—L.	Sommerville, Hamilton G.H.S.	.....	19:00
54—M.	Peters, Wellington East G. College	.....	:03
55—P.	O'Connell, Sacred Heart College, Wanganui	.....	:08
56—P.	Welch, Hamilton G.H.S.	.....	:12
57—J.	Robinson, Mt Roskill Grammar	.....	:13
58—V.	Mathews, Nga Tawa College	.....	:30
59—R.	McIndoe, Hamilton G.H.S.	.....	:30
60—A.	Karolyi, Nelson College for Girls	.....	:41
61—S.	McKinley, Westlake G.H.S.	.....	20:03
62—S.	Martin, Feilding Ag. H.S.	.....	:07
63—R.	Russell, Waitaki G.H.S.	.....	:10
64—J.	Wright, Nga Tawa College	.....	:18
65—E.	Roe, Waitakere College	.....	:28
66—L.	Johnston, Viard College	.....	:3
67—A.	McLeod, Matamata College	.....	:45
68—D.	De Leeuwe, Hamilton G.H.S.	.....	:47
69—P.	Parkinson, Aorere College	.....	21:06
70—E.	S. Port, Glenfield College	.....	:10
71—J.	Connelly, Hamilton G.H.S.	.....	:14
72—K.	Logan, Mt Roskill Grammar	.....	:21
73—J.	Hodge, Matamata College	.....	:28
74—J.	McDonald, Hamilton G.H.S.	.....	:33
75—S.	Wilson, Wellington East G. College	.....	:43
76—A.	Ryan, Viard College	.....	:50
77—V.	Allen, Hamilton G.H.S.	.....	:58
78—W.	Roberts, Aorere College	.....	22:03
79—V.	Ross, Mt Roskill Grammar	.....	:12
80—B.	Horscroft, Mt Roskill Grammar	.....	:26
81—A.	Picot, Hamilton G.H.S.	.....	:55
82—J.	De Leeuwe, Waitakere College	.....	23:05
		.....	:19

### Senior Girls (4000 metres)

1—A.	Wilson, Waitaki G.H.S.	.....	15:06
2—S.	Desjardines, Lynfield College	.....	:33
3—H.	Carmichael, Epsom G.G.S.	.....	:46
4—P.	Brunker, Whangarei G.H.S.	.....	16:10
5—J.	Dobbie, Wanganui H.S.	.....	:20
6—K.	Dobson, Geraldine H.S.	.....	:24
7—D.	Elsmore, Rosehill College	.....	:30
8—J.	M. Auld, Kaiapoi H.S.	.....	:50

9—C.	Kaywood, Palmerston North G.H.S.	.....	:53
10—G.	Griffiths, Epsom G.G.S.	.....	17:08
11—M.	Sommerville, Golden Bay H.S.	.....	:26
12—S.	Darrock, Palmerston North G.H.S.	.....	:43
13—J.	Seed, Matamata College	.....	:54
14—P.	Hutchinson, Taradale H.S.	.....	18:01
15—B.	O'Connell, Sacred Heart College, Wanganui	.....	:07
16—D.	Eastwood, Fraser H.S.	.....	:13
17—A.	Masters, Hamilton G.H.S.	.....	:19
18—O.	Reyland, Massey H.S.	.....	:37
19—S.	Miles, Burnside H.S.	.....	:43
20—P.	Sutton, Waitaki G.H.S.	.....	:49
21—C.	Christison, Rangitikei College	.....	:58
22—J.	Kane, Waitaki G.H.S.	.....	19:14
23—D.	West, Mt Roskill Grammar	.....	:34
24—D.	Nicolle, Sacred Heart College, Lower Hutt	.....	:38
25—G.	Leadley, Timaru G.H.S.	.....	:39
26—R.	Miller, Burnside H.S.	.....	:40
27—P.	Keating, Sacred Heart College, Lower Hutt	.....	:46
28—R.	Muir, Nelson College for Girls	.....	20:23
29—B.	McEaches, Burnside H.S.	.....	:35
30—S.	Gordon, Nga Tawa College	.....	:36
31—S.	Kane, Hillcrest H.S.	.....	21:40
32—S.	Nitsche, Rangitikei College	.....	22:12
33—H.	Kneebone, Hillcrest H.S.	.....	:48
34—M.	R. Piper, Viard College	.....	23:09
35—S.	Budgen, Hamilton Girls H.S.	.....	23:48

### Junior Boys (6000 metres)

1—T.	Stone, St Peter's College, Palmerston North	.....	19:51
2—R.	Spice, Mt Roskill Grammar	.....	20:10
3—H.	Williams, Palmerston North B.H.S.	.....	:17
4—A.	Darrich, Palmerston North B.H.S.	.....	:20
5—M.	Williams, Taupouui-a-tia College	.....	:25
6—M.	Baxter, Lynfield College	.....	:32
7—N.	Frazer, Hillcrest H.S.	.....	:37
8—M.	Frost, Palmerston North B.H.S.	.....	:43
9—O.	Osborne, Massey H.S.	.....	:45
10—K.	Taylor, Mt Albert Grammar	.....	:47
11—G.	Patterson, Waitakere College	.....	:52
12—B.	Stout, Palmerston North B.H.S.	.....	:55
13—A.	Eynon, Tauranga Boys' College	.....	:58
14—B.	Clarke, Christchurch B.H.S.	.....	21:00
15—G.	Finlayson, Burnside H.S.	.....	:00
16—B.	King, Papatoetoe H.S.	.....	:06
17—P.	O'Donoghue, Pompallier College	.....	:09
18—P.	Pryor, Feilding Ag. H.S.	.....	:16

19—W. White, Christchurch B.H.S.	.....	:18
20—K. White, Lynfield College	.....	:21
21—G. Foran, Hillcrest H.S.	.....	:23
22—G. Geale, Rongotai College	.....	:29
23—I. Meek, Tawa College	.....	:31
24—P. Ecuynne, De La Salle College	.....	:33
25—P. Chandler, Hillcrest H.S.	.....	:33
26—T. Chevin, Massey H.S.	.....	:38
27—J. Milles, Palmerston North B.H.S.	.....	:39
28—V. Abbott, Hamilton B.H.S.	.....	:45
29—R. J. Drum, De La Salle College	.....	:49
30—G. Mather, Hutt Valley Memorial Technical College	.....	:53
31—P. Douglas, Auckland B.G.S.	.....	:53
32—M. Van Rijswijk, Viard College	.....	:55
33—A. Wright, Rongotai College	.....	:57
34—C. Glendenning, Edgewater College	.....	:58
35—D. Molloy, Rosmini College	.....	:22.00
36—D. Shaw, Burnside H.S.	.....	:03
37—B. Dallimore, Colenso H.S.	.....	:06
38—K. Hudson, Hamilton B.H.S.	.....	:08
39—R. Brown, Burnside H.S.	.....	:12
40—J. Marsh, Rongotai College	.....	:13
41—A. Calverley, Feilding Ag. H.S.	.....	:14
42—F. Cardon, Auckland B.G.S.	.....	:14
43—S. Hill, Palmerston North B.H.S.	.....	:20
44—P. Thoroughgood, De La Salle College	.....	:25
45—A. Wall, Wanganui Collegiate	.....	:29
46—P. McLean, Viard College	.....	:31
47—K. Buck, Tawa College	.....	:34
48—D. Smith, Manurewa H.S.	.....	:35
49—E. Miller, Auckland B.G.S.	.....	:35
50—M. Putt, De La Salle College	.....	:35
51—C. Glen, Tawa College	.....	:40
52—G. McKone, Rosmini College	.....	:42
53—G. Sherwood, Colenso H.S.	.....	:43
54—D. Beban, Hutt Valley Memorial Technical College	.....	:44
55—S. McEuen, Stratford H.S.	.....	:49
56—B. Garden, Papanui H.S.	.....	:53
57—D. Ellis, Burnside H.S.	.....	:56
58—R. Miller, Aorere College	.....	:58
59—J. Schutte, Christchurch B.H.S.	.....	:23.00
60—A. Mortenson, Palmerston North B.H.S.	.....	:02
61—K. Sinclair, Taradale H.S.	.....	:02
62—G. Holloway, Christchurch B.H.S.	.....	:03
63—C. Skerman, Wanganui Boys College	.....	:04
64—S. Jordan, Wanganui Boys College	.....	:08
65—T. Wattam, Hamilton B.H.S.	.....	:11
66—R. Graham, Papanui H.S.	.....	:12
67—C. Hunn, Hamilton B.H.S.	.....	:13

68—G. Hodgson, Hutt Valley Memorial Technical Coll.	.....	:14
69—G. Tozer, Lynfield College	.....	:15
70—L. Mathews, Feilding Ag. H.S.	.....	:21
71—L. Walker, Melville H.S.	.....	:22
72—A. Peacocke, Wanganui Collegiate	.....	:22
73—D. Fleming, Burnside H.S.	.....	:26
74—S. McKissock, Hutt Valley Memorial Technical Coll.	.....	:33
75—D. Abraham, Hutt Valley Memorial Technical Coll.	.....	:34
76—J. O'Toole, James Cook H.S.	.....	:34
77—R. O'Neil, Lynfield College	.....	:38
78—A. Murphy, Rongotai College	.....	:40
79—G. Koschak, Viard College	.....	:42
80—D. Todd, Tawa College	.....	:42
81—C. Waldvogel, Hillcrest H.S.	.....	:43
82—C. Gavin, Western Heights H.S.	.....	:46
83—B. Baxter, Burnside H.S.	.....	:53
84—B. Martin, Edgewater College	.....	:53
85—M. Karpic, James Cook H.S.	.....	:55
86—D. Hankins, Wanganui Boys College	.....	:56
87—C. Mills, Rutherford H.S.	.....	:59
88—D. Caird, Wanganui Boys College	.....	:24.02
89—R. Gillum, Stratford H.S.	.....	:03
90—D. Jane, Freyberg H.S.	.....	:04
91—T. Elley, Rutherford H.S.	.....	:11
92—M. Wells, Waitakere College	.....	:14
93—D. Blewdon, Hillcrest H.S.	.....	:17
94—A. Hand, Viard College	.....	:30
95—D. Claude, Burnside H.S.	.....	:35
96—S. Ostermeyer, Glenfield College	.....	:37
97—S. Strachan, Taradale H.S.	.....	:38
98—G. Lochmann, Mahurangi College	.....	:40
99—A. Stone, Tawa College	.....	:47
100—K. Dunn, Viard College	.....	:49
101—D. Dissmeyer, James Cook H.S.	.....	:50
102—B. Webber, Rongotai College	.....	:50
103—P. Forsman, Rosmini College	.....	:54
104—T. Strampel, Taradale H.S.	.....	:57
105—D. Berry, Glenfield College	.....	:58
106—N. Griffiths, Huntly College	.....	:59
107—P. Morley, Glenfield College	.....	:25.00
108—M. Lithgo, Stratford H.S.	.....	:19
109—K. Welch, Pampallier College	.....	:24
110—W. Stephenson, Palmerston North B.S.	.....	:25
111—C. Starnes, Freyberg H.S.	.....	:45
112—D. Boyd, Waitakere College	.....	:49
113—D. Sutherland, Freyberg H.S.	.....	:57
114—B. Ford, Rutherford H.S.	.....	:26.05
115—K. Parker, Taradale H.S.	.....	:23

116—A. Davies, Burnside H.S.	:30
117—C. Nolan, Hillcrest H.S.	:38
118—W. Cowie, Waitaki B.H.S.	:47
119—R. Donaldson, Pampallier College	27:09
120—I. Graham, Papanui H.S.	:47
121—K. Popescu, Rongotai College	28:05
122—M. Delahunty, Pampallier College	:24
123—D. Judson, Christchurch B.H.S.	:38
124—G. Mansfield, Waitakere College	:44
125—D. McGregor, Glenfield College	:56
126—N. Stenklen, Waitakere College	29:32
127—G. Skinner, Hamilton B.H.S.	30:10
128—M. West, Aorere College	:11
129—T. Connell, Hillcrest H.S.	:15
130—M. Trigg, Pampallier College	:35
131—I. Cave, Pampallier College	:35
132—R. Findlay, Papanui H.S.	:46
133—W. Young, Northcote College	34:01

**Senior Boys (8000 metres)**

1—D. O. Froude, Rongotai College	25:15
2—G. Holden, Otahuhu College	:40
3—S. T. Harte, Palmerston North B.H.S.	:44
4—R. George, Palmerston North B.H.S.	26:08
5—C. Alley, Palmerston North B.H.S.	:27
6—P. Goggin, St Peter's Coll. (Palmerston North)	:32
7—S. Marshall, Matamata College	:58
8—D. E. Lee-Jones, Wanganui Collegiate	27:04
9—T. Migo, Palmerston North B.H.S.	:11
10—G. Holt, Mt Albert Grammar	:16
11—T. Askew, Manurewa H.S.	:28
12—M. O'Brien, Rosmini College	:35
13—B. Bower, Taradale H.S.	:38
14—B. Kilgour, Ashburton College	:40
15—R. Sprott, Christchurch B.H.S.	:41
16—J. P. J. Adams, Rongotai College	:52
17—M. Schultze, James Cook H.S.	:56
18—R. Bower, Waitaki B.H.S.	:59
19—A. Taylor, Papanui H.S.	28:04
20—D. Carter, Nayland College	:10
21—P. Butson, Palmerston North B.H.S.	:13
22—W. Gates, Fairfield College	:17
23—C. D. Libburn, Wanganui Collegiate	:17
24—J. Kearns, Cambridge H.S.	:36

25—F. Gammie, Rathkeale College	:39
26—D. Sturm, Melville H.S.	:41
27—G. McEwen, Christchurch B.H.S.	:42
28—D. Kieley, De La Salle College	:59
29—P. Tinsley, Taradale H.S.	29:01
30—K. Riley, Aorere College	:03
31—M. Buisit, King's College	:11
32—S. Hunt, James Cook H.S.	:18
33—G. Miller, Huntly College	:24
34—D. MacDonald, Papanui H.S.	:29
35—B. O'Donoghue, Pampallier College	:31
36—N. Cream, Pakuranga College	:40
37—A. Powell, Hillcrest H.S.	:47
38—D. Henry, James Cook H.S.	:51
39—D. Anderson, Rangitikei College	:52
40—P. Carleton, James Cook H.S.	:59
41—D. Smith, Burnside H.S.	30:10
42—C. Hunt, James Cook H.S.	:13
43—A. Pevats, Howick College	:15
44—J. Beard, Wanganui Collegiate	:18
45—T. Weber, Rangitikei College	:27
46—P. Manning, Glenfield College	:26
47—P. Crooks, Burnside H.S.	:43
48—J. McLean, Viard College	:44
49—B. McGraw, The Taiere H.S.	:45
50—M. Ross, Massey H.S.	:48
51—G. Sudlow, Rangitikei College	:51
52—W. Frost, Mahurangi College	31:00
53—D. Crofton, Burnside H.S.	:09
54—J. Sprott, Papatoetoe H.S.	:13
55—A. Lawrence, Christchurch B.H.S.	:14
56—L. Gardner, Timaru B.H.S.	:17
57—C. A. Maddock, Rongotai College	:27
58—T. Lott, Waitaki B.H.S.	:34
59—C. H. Levin, Wanganui Collegiate	32:10
60—M. Triandafilidis, Rongotai College	:15
61—H. Riach, Christchurch B.H.S.	:29
62—R. Keenan, Morrinsville College	:33
63—D. Blanchett, Matamata College	:44
64—C. Payne, Lincoln H.S.	33:17
65—P. Evans, Timaru B.H.S.	:48
66—C. Gunn, Papanui H.S.	34:33
67—D. Thornton, Pampallier College	:41
68—E. J. R. Paterson, Wanganui Collegiate	35:26
69—A. Warren, Pampallier College	:54
70—R. Van Bellen, James Cook H.S.	36:10
71—A. Brake, Pampallier College	37:46
72—P. Stevenson, Burnside H.S.	38:18
73—P. Stephenson, Taradale H.S.	:18

# Team Results

	Team Total	Individual Placings
<b>JUNIOR GIRLS —</b>		
1—Manurewa H.S. ....	67	10 24 33
2—Palmerston North G.H.S. ....	68	18 21 29
3—Massey H.S. ....	70	13 19 38
4—Aorere College ....	102	16 17 69
5—Rutherford H.S. ....	103	20 36 47
6—Hamilton G.H.S. ....	133	30 50 53
7—Waitaki G.H.S. ....	135	35 37 63
8—Viard College ....	147	5 66 76
9—Matamata College ....	171	31 67 73
10—Mt Roskill Grammar ....	208	57 72 79
<b>SENIOR GIRLS —</b>		
1—Waitaki G.H.S. ....	43	1 20 22
2—Burnside H.S. ....	74	19 26 29
<b>JUNIOR BOYS —</b>		
1—Palmerston North B.H.S. ....	15	3 7 8
2—Hillcrest H.S. ....	53	7 21 25
3—Burnside H.S. ....	90	15 36 39
4—Christchurch B.H.S. ....	92	14 19 59
5—Rongotai College ....	95	22 33 40
6—Lynfield College ....	95	6 20 69
7—De La Salle College ....	97	24 29 44
8—Tawa College ....	121	23 47 51
9—Auckland B.G.S. ....	122	31 42 49
10—Feilding Ag. H.S. ....	129	31 42 49
11—Hamilton B.H.S. ....	131	28 38 65
12—Hutt Valley Mem. Tech. College ....	152	30 54 68
13—Viard College ....	157	32 46 79
14—Wanganui Collegiate ....	172	45 63 64
15—Rosmini College ....	190	35 52 103
16—Waitakere College ....	215	11 92 112
17—Papanui H.S. ....	242	56 66 120
18—Pompallier College ....	245	17 109 119
19—Stratford H.S. ....	252	55 89 108
20—James Cook H.S. ....	262	76 85 101
21—Taradale H.S. ....	262	61 97 104
22—Rutherford H.S. ....	292	87 91 114
23—Glenfield College ....	308	96 105 107
<b>SENIOR BOYS —</b>		
1—Palmerston North B.H.S. ....	21	3 4 5 9
2—James Cook H.S. ....	127	17 32 38 40
3—Wanganui Collegiate ....	134	8 23 44 59
4—Rongotai College ....	134	1 16 57 60
5—Christchurch B.H.S. ....	158	15 27 55 61
6—Burnside H.S. ....	213	41 47 53 72
7—Pompallier College ....	242	35 67 69 71

Note: Where two or more teams have the same team total, then the last counting runner decides the final position for the team.

Here it is: **The New Mount Cook Kowhai Tours Brochure.**



Full details of 11 exciting, all inclusive New Zealand Tours. Get your FREE copy now by phoning or writing to Mount Cook World Travel Office or any Travel Agent. Go ahead, see the world, but first... see Mount Cook World Travel.

Tell us where you're going... we'll take care of the rest.

**MOUNT COOK WORLD TRAVEL** — the people to see before you see the world!



**MOUNT COOK WORLD TRAVEL OFFICE**

Offices at: Auckland, Rotorua, Pahiata, Wellington, Christchurch, Timaru, Twizel, Queenstown, Te Anau and Milford.

Offices at: Auckland, Rotorua, Pahiata, Wellington, Christchurch, Timaru, Twizel, Queenstown, Te Anau and Milford.