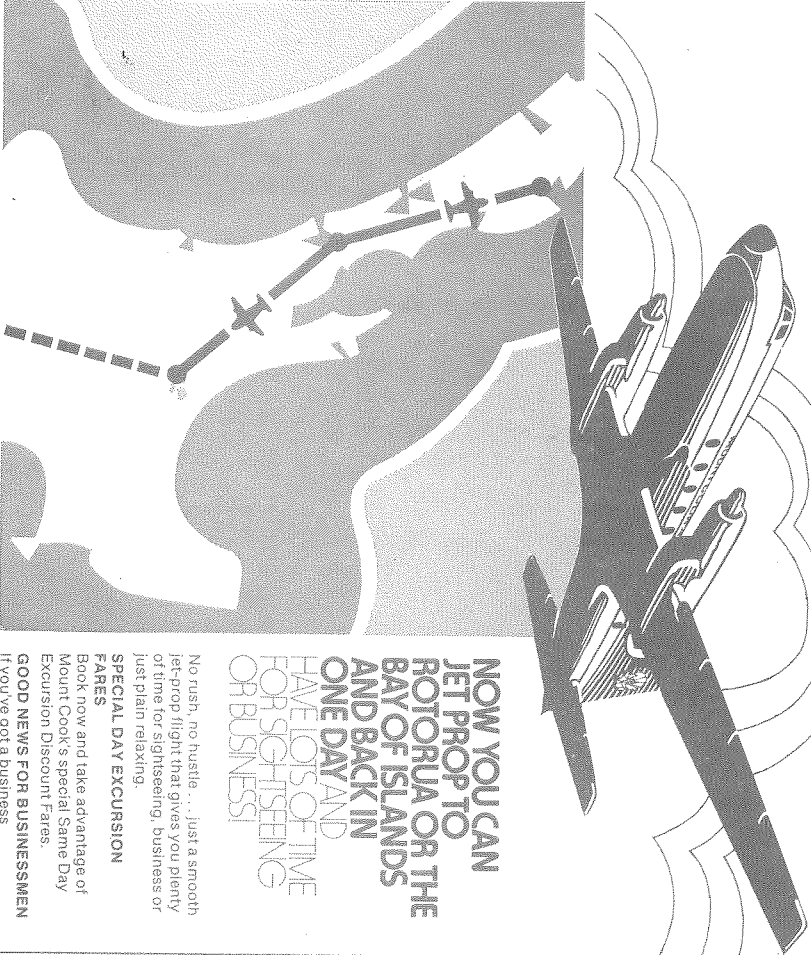


NEW MOUNT COOK AIRLINE SCHEDULES



NOW YOU CAN JET PROPTO ROTORUA OR THE BAY OF ISLANDS AND BACK IN ONE DAY AND HAVE LOTS OF TIME FOR SIGHTSEEING OR BUSINESS!

No rush, no hustle... just a smooth jet-prop flight that gives you plenty of time for sightseeing, business or just plain relaxing.

SPECIAL DAY EXCURSION FARES

Book now and take advantage of Mount Cook's special Same Day Excursion Discount Fares.

GOOD NEWS FOR BUSINESSMEN


If you've got a business appointment, fly Mount Cook Airlines. Do your business, maybe relax a little, then fly home the same day. It's quick, convenient, comfortable, and you can use your MNC Travelcard, American Express or Diners Card.

FROM/AUCKLAND	FREQUENCY	CHECK IN AIRPORT 30 MIN	DEPART	ARRIVE
TO ROTORUA	Daily Mo Tu Th Sa Tu Th Fr Sa Su	8.15am 10.05am 6.05pm	8.55am 10.45am 6.45pm	
TO BAY OF ISLANDS (Kerikeri)	Mo Tu Th Sa Su	8.00am 4.00pm	8.45am 4.45pm	
RETURN FROM ROTORUA TO AUCKLAND	Tu Th Fr Sa Su Daily Tu Th Sa	2.50pm 7.20pm 7.00am	3.30pm 4.00pm 7.40am	
RETURN FROM BAY OF ISLANDS (Kerikeri) to AUCKLAND	Mo Tu Th Sa Su Tu Th Fr Sa Su	9.00am 5.00pm	9.45am 5.45pm	

MOUNT COOK AIRLINES
 10 Queen Street and Hotel Intercontinental Auckland Telephone: 78 389.
 Box 3653, Reservations phone: 770 904

3rd and 4th DECEMBER 1977 MOUNT SMART STADIUM AUCKLAND


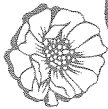
RESULTS

the fifth  **MOUNT COOK GAMES ATHLETIC CHAMPIONSHIPS FOR NEW ZEALAND SECONDARY SCHOOLS**



THIS YEAR NEW ZEALAND SUDDENLY IS MORE ATTRACTIVE! MOUNT COOK TOURS

make the
most of it!
\$449.20



12 day New Zealand Holiday

1st day Auckland to Rotorua via Waitomo. Stay Vacation Hotel.
2nd day AT Rotorua — sightseeing programme included. Stay Vacation Hotel.
3rd day Rotorua to Wellington by National Airways. Stay Midland Hotel.
4th day Wellington to Christchurch by National Airways and then on by coach to Tekapo. Stay Tekapo Motor Inn (dinner included).
5th day Tekapo to Mt Cook and then to Dunedin. Stay DB Wains (dinner included).
6th day Dunedin to Te Anau. Stay Vacation Hotel or DB Manapouri (dinner included).
7th day Day excursion to Milford Sound. Stay at Vacation Hotel or DB Manapouri (dinner included).
8th day Te Anau to Queenstown via Kingston. Stay Vacation View Motel.
9th day At Queenstown. A free day. Stay Vacation View Motel.
10th day Queenstown to Fox Glacier via Haast Pass. Stay Vacation Hotel or Fox Glacier Hotel (dinner included).
11th day Fox Glacier to Greymouth via Franz Josef Glacier. Stay DB Greymouth Hotel (dinner included).
12th day Greymouth to Christchurch via Arthur's Pass and return to Auckland by NAC.

Departure Dates and Tour Costs

\$449.20	Nov 9-16-23-30
1977	Jan 11-18-25
\$486.20	Feb 1-8-15-22
1978	Mar 1-8-15
\$471.20	Mar 22-29
	Apr 5-12-19-26
	May 3-10-17-24
	June 7-21
	July 5-19



MOUNT COOK TOURS
For bookings and enquiries phone Sue or Jenny at Auckland 78 389 or see your local Travel Agent.

SENIOR BOYS 100 METRES

Heat 1	Heat 2	Heat 3	Heat 4	Heat 5	Heat 6
1. G. Henley-Smith 11.23	1. M. Jacobson 11.56	1. T. Wojtowicz 11.53	1. D. Beguely 11.52	1. G. Crickett 11.57	1. J. Leota 11.43
2. C. Puller 11.76	2. M. Hook 11.62	2. M. Franks 11.56	2. J. Campbell 11.56	2. T. Thompson 11.72	2. M. Genet 11.65
3. I. Leunga 11.77	3. M. Ormsby 11.65	3. G. Tenwold 11.58	3. E. Peterson 11.68	3. N. Ockenden 11.77	3. A. Myers 11.84
+45	+1.77	-1.22	+1.22	+1.22	-1.15

SENIOR BOYS 100 METRES — Semi Final

Heat 1	Heat 2
1. Gary Henley-Smith 11.29	1. Joe Leota 11.16
2. Mark Hook 11.44	2. John Campbell 11.35
3. Murray Franks 11.50	3. Graham Crickett 11.36
4. Max Jacobson 11.50	4. Martin Genet 11.45
+1.46	-1.22

FINAL

1. G. Henley-Smith, Ak. G.S. 10.86	3. J. Campbell, Takapuna G. 11.27
2. Joe Leota, Christs Col. 11.16	4. M. Hook, Southland B.H. 11.45
+1.22	

SENIOR BOYS 200 METRES

Heat 1	Heat 2	Heat 3	Heat 4	Heat 5	Heat 6	Heat 7
1. P. Reilly 22.92	1. I. Watson 22.80	1. N. Ockenden 23.04	1. G. Sutherland 23.29	1. G. McClinchok 22.81	1. K. Broome 23.05	1. G. Crickett 22.60
2. M. Jacobson 23.01	2. M. Genet 22.88	2. M. Franks 23.16		2. M. Ormsby 23.00	2. S. Cilly 23.61	2. I. Campbell 23.15
3. G. Henley-Smith 23.02	3. D. Waterhouse 24.41	3. G. Parker 23.33		3. G. Dods 23.05	3. R. Currie 24.02	3. D. Beguely 23.26
+91	+1.83	+1.22		Heat 5	Heat 6	Heat 7

ONE

SENIOR BOYS 200 METRES — Semi Final

Heat 1		3. Nick Oakenden	22.87
1. Gary Henley-Smith	22.21	4. Kim Broome	22.98
2. Paul Reilly	22.43		+2.99
3. Max Jacobson	22.66	Heat 3	
4. Martin Genet	22.74	1. Gramme Crickett	22.67
	+1.34	2. Greg Dodds	22.76
Heat 2		3. John Campbell	22.88
1. Murray Franks	22.69	4. Gary McClintock	24.33
2. Ewan Peterson	22.86		+1.86

FINAL

1. G. Henley-Smith, Ak. G.S.	21.46	3. G. Crickett Putaruru H.S.	22.59
2. P. Reilly, Te Kuiti H.S.	22.29	4. G. Dodds, Gore H.S.	22.64
			+2.28

SENIOR BOYS TRACK EVENTS

400 METRES

ROUND 1		2. G. Alexander	52.11
Heat 1		3. O. Bates	52.70
1. W. Harriman	51.21	Heat 4	
2. A. Lohrey	51.38	1. R. Hunter	52.28
3. F. Smith	51.39	2. T. Turner	52.52
Heat 2		3. D. Grant	52.76
1. M. Ball	53.44	Heat 5	
2. P. Findlay	53.54	1. H. McCabe	51.23
3. I. Fletcher	53.57	2. W. Raymond	51.72
Heat 3		3. R. McLennan	51.93
1. S. Cilly	51.49		

SENIOR BOYS 400 METRES — Semi-Final

Heat 1		Heat 2	
1. Steven Cilly	50.83	1. Chris Alexander	50.99
2. William Raymond	51.69	2. Lance Fletcher	51.85
3. Jim Turner	51.92	3. Ross Hunter	51.87
4. Wayne Harriman	52.30	4. Hugh McCabe	51.88

FINAL

1. L. Fletcher, Kelston B.H.	49.50	3. C. Alexander, St Pats S.S.	50.63
2. W. Harriman, Waitarapa C.	49.54	4. S. Cilly, Waimuomata	50.67

SENIOR BOYS 800 METRES

ROUND 1		2. P. McRedmond	2-0.9
Heat 1		3. M. Gittos	2-0.9
1. P. Dennett	2-1.4	Heat 4	
2. J. A. Powell	2-1.7	1. M. Williams	2-0.9
3. J. Adams	2-1.9	2. N. Farnilton	2-1.2
Heat 2		3. P. Cole	2-1.3
1. M. Monroe	2-2.0	Heat 5	
2. S. Abbot	2-2.9	1. S. Penny	2-1.7
3. B. Mayo	2-3.0	2. A. Flemming	2-2.2
Heat 3		3. W. Finlay	2-2.5
1. K. Ewing	2-0.4		

SENIOR BOYS 800 METRES — Semi-Final

Heat 1		Heat 2	
1. M. Williams	1:57.4	1. K. Ewing	1:57.2
2. J. Adams	1:57.8	2. S. Penney	1:57.3
3. P. Dennett	1:57.8	3. W. Finlay	1:57.4
4. Steven Abbott	1:58.0	4. M. Gittos	1:57.7

FINAL

1. M. Williams, Te Aroha C.	1:56.4	3. W. Finlay, Putaruru H.S.	1:58.0
2. K. Ewing, Glendowie C.	1:57.6	4. S. Penny, Hastings B.H.S.	1:59.0

SENIOR BOYS 1,500 METRES

ROUND 1		Heat 2	
Heat 1		1. C. Cullen	4:04.6
1. I. Tunnicliffe	4:11.9	2. B. Clark	4:06.9
2. J. Lunders	4:12.4	3. A. Leslie	4:07.3
3. G. Holden	4:16.0	4. S. Simpson	4:08.9
4. H. Watson	4:16.9	5. P. Todd	4:10.4
5. S. Walshie	4:17.6	6. B. Payne	4:12.0
6. K. Taylor	4:20.0		

FINAL

1. A. Leslie, Tawa Col.	3:57.2	3. C. Cullen, Henderson H.S.	4:02.8
2. J. Tunnicliffe, Wainku C.	4:00.7	4. P. Todd, Aorere C.	4:04.4

SENIOR BOYS 3,000 METRES

ROUND 1		Heat 2	
Heat 1		1. R. Wilson	8:59.2
1. D. Meek	9:09.8	2. P. Branch	9:06.2
2. D. Lee-Jones	9:10.8	3. D. Froude	9:06.5
3. R. Keenan	9:10.8	4. C. Lucas	9:08.3
4. B. Svenson	9:11.6	5. P. Ryan	9:08.8
5. N. Parkinson	9:12.2	6. A. Powell	9:08.6
6. M. Gilchrist	9:14.4		

FINAL

1. M. Gilchrist, Cashmere H. 8:44.7
2. R. Wilson, Karamu H.S. 8:45.7
3. N. Parkinson, Lytton H.S. 8:46.5
4. D. Lee-Jones, Wanganui 8:48.2

SENIOR BOYS 110 METRES HURDLES

- ROUND 1**
- Heat 1
1. B. Inder 15.91
 2. Gary Graham 15.99
 3. Shayne Clements 16.64
- +2.60
- Heat 2
1. M. Cochrane 15.87
 2. E. Faleauto 16.28
- Heat 3
3. Paul Donaldson 16.32
- +2.14

FINAL

1. G. Hines, St Pauls Col. 15.25
 2. M. Cochrane, Waimate H.S. 15.66
 3. P. Wilbefoss, Wanganui C. 15.88
 4. G. Graham, Kings College 16.02
- +0.0

SENIOR BOYS 4 x 100 METRE RELAY

- ROUND 1**
- Heat 1
1. Auckland Grammar 43.2
 2. Westlake Boys High 44.5
 3. Christchurch Boys High 44.6
 4. St Pauls Collegiate 44.7
- Heat 2
1. Southland Boys 44.40
 2. Takapuna Grammar School 44.40
 3. St Peters Auckland 45.8
 4. Avondale College 46.2

FINAL

1. Auckland Grammar 43.02
2. Takapuna Grammar 43.96
3. Southland Boys High 44.01
4. Christchurch Boys High 42.29

SENIOR BOYS 4 x 400 METRE RELAY

- ROUND 1**
- Heat 1
1. Auckland Grammar S. 3:34.1
 2. Christchurch Boys High 3:36.8
 3. Fielding Agricultural 3:41.3
 4. St Thomas of Canterbury 3:44.2
- Heat 2
1. St Pats, Silverstream 3:35.4
 2. Wanganui Collegiate 3:41.6
 3. Burnside High 3:41.6
 4. Tawa College 3:43.2

FINAL

1. Auckland Grammar S. 3:30.1
2. St Pats, Silverstream 3:30.2
3. Wanganui Collegiate 3:31.6
4. Christchurch Boys High 3:32.6

FOUR

OPEN BOYS HURDLES 400 METRES

- ROUND 1**
- Heat 1
1. J. Pivac 59.2
 2. P. Heuff 59.3
 3. W. Worsford 60.5
- Heat 2
1. W. Speak 58.1
- Heat 3
2. P. Easpan 63.0
 3. P. Marsden 73.6

FINAL

1. B. Inder, Ak. Grammar 56.04
2. W. Speak, Cambridge H.S. 57.06
3. J. Pivac, Hawera H.S. 57.40
4. P. Heuff, Scotts College 58.64

OPEN BOYS 2,000 METRES STEEPLECHASE

- Heat 1
1. P. Davy 6:20.6
 2. A. Szentivanyi 6:23.1
 3. R. Callister 6:26.4
 4. M. Bonner 6:24.8
 5. N. Green 6:24.9
 6. M. Rijswijk 6:31.2
- Heat 2
1. M. Kennedy 6:21.7
 2. C. Moller 6:23.5
 3. R. Wilson 6:23.8
 4. C. Liburn 6:26.2
 5. G. Hardy 6:28.4
 6. D. Trew 6:29.3

FINAL

1. A. Szentivanyi, Mairehau 5:57.2
2. P. Davy, Rutherford H. 6:06.9
3. L. Moller, Birkdale C. 6:09.4
4. M. Rijswijk, Viard Col. 6:11.5

OPEN 3,000 METRES WALK — FINAL

1. P. Herbert, Whangarei 14:26.2
2. R. Miller, Burnside H.S. 14:31.4
3. M. Austin, Christchurch 15:04.0
4. H. Riack, Christchurch 15:08.1

SENIOR BOYS HIGH JUMP

1. M. Hudson, Massey H.S. 1.98m
2. O. Dawson, St Bedes C. 1.95m
3. R. Patterson, Airman C.S. 1.92m
4. N. Nolet, St Pauls, Dun. 1.89m
5. A. Sullivan, Mairehau H.S. 1.89m
6. D. Leonard, Tauranga C. 1.89m

SENIOR BOYS LONG JUMP

1. S. Walsh, Orago B.H.S. 7.15m
2. E. Peterson, Hillmorton 7.09m
3. J. Robson, Christchurch 6.88m
4. A. Sullivan, Mairehau H. 6.87m
5. R. Dalton, Ak. Gram. S. 6.86m
6. M. Hudson, Massey H.S. 6.76m

SENIOR BOYS TRIPLE JUMP

1. S. Walsh, Orago B.H. 13.92m
2. P. Wilbefoss, Wanganui 13.68m
3. G. Sell, Ak. Grammar 13.38m
4. S. McKee, St Bedes's C. 13.38m
5. R. Reilly, Te Kuiti High 13.15m
6. L. Mall, Hawera High 13.05m

FIVE

SENIOR BOYS SHOT

1. K. Barrow, Greymouth 13.14m
2. I. Lyness, Rongotai C. 12.66m
3. R. Scanlan, Kelston B.H. 12.60m
5. S. Hanson, Christchurch 12.12m
6. D. Visser, Wanganui B. 11.96m

SENIOR BOYS DISCUS

1. R. Veale, Western Heights 46.30m
2. L. Dickson, Gore H.S. 45.34m
3. D. Riseborough, Wel. C. 43.86m
4. W. Richardson, Kamo 43.48m
5. P. Dalglish, Kamo H. 39.82m
6. P. Easton, Hamilton H. 38.92m

SENIOR BOYS JAVELIN

1. J. Lane, Palm. N. (Ree) 58.36m
2. T. Pune, Tamaki Col. 55.94m
3. G. Johnston, Orago H. 55.90m
4. W. T. Taylor, Matamata 53.84m
5. R. Hunter, Tauranga 52.14m
6. J. Cronin, St John's C. 48.14m

OPEN BOYS POLE VAULT

1. M. Beats, Taradale H. 3.70m
2. W. Finlay, Putaruru H. 3.55m
3. M. Green, Wanganui C. S. 3.45m
4. S. McKee, Palm. N. B. 3.25m
5. L. Liburn, Wanganui C.S. 3.15m
6. P. Easton, Hamilton B.H. 3.00m

OPEN BOYS HAMMER

1. R. Veale, West. H. (B.P.) 55.24m
2. T. Ireland, Waitaki B.H. 47.88m
3. M. McCarthy, Orago H. 47.70m
4. B. Hulbert, Taradale H. 43.74m
5. P. Dalglish, Kamo H.S. 42.72m
6. D. Riseborough, Wel. C. 42.42m

JUNIOR BOYS TRACK EVENTS

100 METRES

ROUND 1		Heat 1		Heat 2		Heat 3		Heat 4		Heat 5		Heat 6	
1. Perry Allen	11.50	1. Trevor Dodvnski	11.52	1. David French	11.72	1. Murray Lasenby	11.40	1. Russell Miller	11.61	1. Wayne Te Hui	11.79	1. Paul Gornall	11.58
2. Rangl Kete	11.73	2. Russell Miller	11.61	2. B. Wilson	11.73	2. Barry White	11.74	2. Trevor Dodvnski	11.72	2. Michael Aldred	11.95	2. Bruce Webber	11.73
3. Chris Machado	11.83	3. Bruce Forsyth	11.72	3. John O'Mara	11.90	3. Richard Scott	11.99	3. Trevor Dodvnski	11.72	3. Stewart Wellan	11.99	3. Patrick Valentine	11.82
	+1.39		+1.53		+0.31		+3.36		+1.53				+1.75

JUNIOR BOYS TRACK EVENTS 100 METRES — Semi-Final

Heat 1		Heat 2	
1. Russell Miller	11.63	1. Rangl Kete	11.62
2. Murray Lasenby	11.65	2. Patrick Valentine	11.73
3. Trevor Dodvnski	11.65	3. Bruce Webber	11.76
4. Wayne Te Hui	11.82	4. Paul Gornall	11.80
	+1.46		+3.41

FINAL

1. R. Miller, Selwyn Col.	11.50	3. M. Lasenby, Hawkes B.	11.61
2. T. Dodvnski, Te Awamutu	11.54	4. Rangl Kete, Taicre	11.63
	+2.16		

JUNIOR BOYS TRACK EVENTS 200 METRES

ROUND 1		Heat 1		Heat 2		Heat 3		Heat 4		Heat 5		Heat 6	
1. M. Lassenby	23.69	1. P. Valentine	24.36	1. D. reuch	24.40	1. D. Lindsay	24.26	1. R. Miller	23.51	1. T. Dodvnski	23.85	3. David Lindsay	23.5
2. T. Botica	23.79	2. G. Douglas	24.75	2. A. Laury	24.42	2. C. Wickes	24.39	2. B. Webber	24.09	2. S. Holden	24.42	4. Stuart Wallan	24.2
3. S. Wallan	24.56	3. P. Boig	25.11	3. B. orsyth	24.72	3. B. Phelp	24.60	3. S. Wallan	24.56	3. P. Connell	24.42		
4. Jonathan Dann	25.06	4. N. Brown	26.16	4. N. Perese	24.89	4. A. Barber	24.85	4. Jonathan Dann	25.06	4. C. Machaado	24.52		
	+0.0		+1.22		+1.22		+1.30		+1.5		+1.5		

JUNIOR BOYS TRACK EVENTS 200 METRES — Semi-Final

Heat 1		Heat 2	
1. Russell Millar	22.6	1. Murray Lasenby	23.1
2. Stevent Holden	23.1	2. Tony Botica	23.4
3. Trevor Dodvnski	23.1		
4. Bruce Webber	23.2		
	+1.52		

FINAL

1. R. Millar, Selwyn Col.	22.6	3. P. Valentine, Taieri H.S.	23.1
2. M. Lassenby, Te Awamutu	23.0	4. S. Holden, Birkdale C.	23.2
	+1.98		

JUNIOR BOYS TRACK EVENTS — 400 METRES

ROUND 1		Heat 3	
1. Michael Belcher	53.86	1. Jimmy Young	54.18
2. Neil Gudsell	54.35	2. John Scott	54.21
3. Richard Potter	54.64	3. Andrew McKenzie	55.26
4. Alan Buckner	54.67	4. Alan Barber	56.61
Heat 2		Heat 4	
1. John Ennigh	52.96	1. Neil Staitie	54.99
2. Gerald Rundle	53.93	2. Alan Mountford	55.02
3. Gordon Sadler	55.53	3. Murray Young	55.12
4. Peter Booth	55.89	4. Tony Filipp	55.13

JUNIOR BOYS 400 METRES — Semi-Final

Heat 1		Heat 2	
1. John Scott	52.0	1. Jimmy Young	52.6
2. Michael Belcher	52.6	2. Gerald Rundle	53.0
3. Neil Gudsell	52.9	3. Richard Potter	53.5
4. John Ennigh	53.1	4. Tony Filipp	54.0

FINAL

1. Jimmy Young	49.95	3. John Scott	51.77
2. Richard Potter	51.25	4. Gerald Rundle	52.16

JUNIOR BOYS TRACK EVENTS — 800 METRES

ROUND 1		Heat 3	
1. M. Watson	2-09.8	1. G. Marsh	2-7.8
2. J. Young	2-10.4	2. D. Falvey	2-11.4
3. M. Goodhew	2-11.0	3. B. McIntyre	2-12.3
Heat 2		Heat 4	
1. M. Moran	2-5.0	1. P. Brunton	2-8.9
2. M. Young	2-5.1	2. D. Burke	2-9.1
3. N. Lithgon	2-5.6	3. D. McVicar	2-9.1

JUNIOR BOYS TRACK EVENTS 800 METRES — Semi-Final

Heat 1		Heat 2	
1. Michael Moran	2-7.3	1. Gavin Marsh	2-4.2
2. Murray Young	2-7.6	2. David Falvey	2-5.3
3. Jimmy Young	2-8.0	3. Neil Lithgon	2-5.9
4. Murray Goodhew	2-9.0	4. Murray Holmes	2-8.2

FINAL

1. J. Young, Te Awananui	2.00.0	3. D. Falvey, Timaru	B.H. 2.01.8
2. M. Young, Ashburton	2.01.5	4. M. Moran, Upper Hut	2.03.1

JUNIOR BOYS TRACK EVENTS — 1,500 METRES

ROUND 1		Heat 1		Heat 2	
1. Grant Jackson	4-11.3	3. Paul Herbert	4-22.4	1. Andrew Bullen	4-20.1
2. Grant Beach	4-12.7	4. Ian Wallace	4-23.1	2. Keith Prime	4-20.4
3. Andrew Woodhouse	4-13.4	Heat 3			
4. Robert McMillan	4-14.2	1. Mark Watson	4-13.5		
Heat 2		2. David Gray	4-15.6		
1. Andrew Bullen	4-20.1	3. Noel Berney	4-16.9		
2. Keith Prime	4-20.4	4. Kevin Ingle	4-16.9		

FINAL

1. G. Jackson, Tareh (Rec)	4-0.4	3. A. Bullen, Logan Park	4-6.2
2. G. Beach, Northcote C.	4-3.9	4. M. Watson, St Bernards	4-7.0

JUNIOR BOYS 3,000 METRES

ROUND 1		ROUND 2	
1. M. Baxter	9-16.7	1. J. Miller	9-43.2
2. D. Roberts	9-30.6	2. R. Bate	9-44.2
3. G. Jansen	9-35.1	3. P. Barnes	9-47.7
4. D. Burridge	9-47.0	4. G. Liberana	9-48.5
5. P. Stock	9-51.9	5. B. Roache	9-49.3
6. G. McKissock	10-02.4	6. M. Blanch	9-56.1

FINAL

1. D. Burridge, Kamo (Rec)	8-32.2	3. P. Stock, Parkway Col.	9-00.1
2. G. Liberana, Upper Hut	8-59.6	4. J. Millar, Wainuiomato	9-02.1

JUNIOR BOYS TRACK EVENTS — 100 METRES HURDLES

ROUND 1		Heat 1		Heat 2	
1. Alan Pollock	15.07	3. Chris Smith	+3.05	1. Dwayne Duggan	14.81
2. Bruce Ward	15.34	Heat 4		2. Peter Watson	15.47
3. Richard O'Leary	15.69	1. Morris Zondag	15.26	3. Ian Robertson	15.50
Heat 2		2. Kofi Popescu	15.53	Heat 3	
1. Dwayne Duggan	14.81	3. Bill Martyn	16.52	1. Craig Houston	14.70
2. Peter Watson	15.47	Heat 5		2. Dean Bunyan	15.46
3. Ian Robertson	15.50	1. Dean Williamson	15.27		
Heat 3		2. Jeffery Hollier	15.40		
1. Craig Houston	14.70	3. Warren Young	16.36		
2. Dean Bunyan	15.46	+1.63			

JUNIOR BOYS 100 METRES HURDLES — Semi-Final

Heat 1		Heat 2	
1. Dwayne Duggan	14.36	1. Morris Zonday	14.97
2. Alan Pollock	14.66	2. Kuiti Popsav	15.38
3. Craig Houston	14.76	3. Jeffrey Hollier	15.38
4. Bruce Ward	15.20	4. Chris Smith	15.40
	+1.50		+1.52

FINAL

1. A. Pollock, Waitara H.S.	14.55	3. C. Houston, Cashmere H.	14.71
2. D. Duggan, Hamilton H.	14.63	4. M. Zondag, Rongatai C.	14.83
			+2.04

JUNIOR BOYS TRACK EVENTS — 4 x 100 METRES RELAY

ROUND 1			
Heat 1			
1. Birkdale College	45.76	3. Rutherford H.S.	47.14
2. Rathkeale College	47.23	4. Hamilton B.H.S.	48.57
Heat 3			
3. Palmerston Nth. B.H.S.	47.49	1. Auckland Grammar S.	47.01
4. Burnside H.S.	47.66	2. St Peters College	47.32
Heat 2			
1. Ashburton College	46.80	3. Mt Albert Grammar	47.63
2. Waitaki Boys High	46.98	4. Tangarua College	48.09

FINAL

1. Birkdale College (Rec)	45.22	3. Ashburton College	46.53
2. Auckland Grammar S.	46.43	4. Waitaki Boys H.S.	46.84

JUNIOR BOYS TRACK EVENTS — 4 x 400 METRES RELAY

ROUND 1			
Heat 1			
1. Burnside High School	3-44.2	1. Te Awamutu College	3-44.0
2. Melville High School	3-44.9	2. Wanganui College	3-46.7
3. Waitara High School	3-47.4	3. Waitaki Boys High School	3-46.8
4. Taradale High School	3-49.4	4. Auckland Grammar	3-51.0
Heat 2			
1. Burnside High School	3-38.8	3. Waitara High School	3-40.3
2. Waitaki Boys H.S.	3-39.5	4. Wanganui Collegiate	3-41.4

FINAL

1. C. Trabing, Orago (Rec)	1.88m	4. N. Martin, Upper Hutt C.	1.80m
2. I. Robertson, Christs C.	1.83m	5. M. More, Massey High	1.77m
3. G. Nook, St Peters C. Ak	1.80m	6. P. Murray, St Kentgeirn	1.77m

JUNIOR BOYS HIGH JUMP

1. C. Trabing, Orago (Rec)	1.88m	4. N. Martin, Upper Hutt C.	1.80m
2. I. Robertson, Christs C.	1.83m	5. M. More, Massey High	1.77m
3. G. Nook, St Peters C. Ak	1.80m	6. P. Murray, St Kentgeirn	1.77m

TEN

JUNIOR BOYS LONG JUMP

1. S. Weir, St Kevins C.	6.07m	4. C. Johnson, Burnside H.S.	6.02m
2. R. Birch, James Cook H.	6.07m	5. D. Wheeler, Upper Hutt	5.92m
3. B. Reid, Sacred Heart C.	6.02m	6. W. Te Huia, Rutherford	5.92m

JUNIOR BOYS TRIPLE JUMP

1. A. Pollack, Waitara (Rec)	13.35m	4. C. Smith, Marcellin C.	12.78m
2. B. Reid, Sacred Heart C.	13.15m	5. C. Hay, Rathkeale C.	12.47m
3. M. Walsh, Fran. Douglas	12.87m	6. T. Powell, Lincoln H.S.	12.38m

JUNIOR BOYS SHOT

1. R. Boxall, Palm. North	13.60m	4. T. Kele, Shirley Boys	12.70m
2. W. Fatau, Mt Albert G.	13.30m	5. P. Allen, Kalkorai Valley	12.34m
3. J. Reilly, Te Kuiti H.S.	13.26m	6. A. Hawea, Rathkeale C.	12.24m

JUNIOR BOYS DISCUS

1. R. Sunde, Kelston (B.P.)	41.80m	4. E. Svoboda, Ak. Gram.	40.05m
2. W. Te Huia, Rutherford	40.87m	5. G. Southey, Rutherford	39.64m
3. J. Reilly, Te Kuiti H.S.	40.43m	6. F. Muller, De La Salle	39.46m

JUNIOR BOYS JAVELIN

1. J. Reilly, Te Kuiti H.S.	53.82m	4. Rasmussen, St Andrews	46.64m
2. W. Strachan, Taradale	50.20m	5. G. Hay, Waimate H.S.	44.34m
3. C. Matheson, Ashburton	48.80m	6. D. Walker, Kerikeri H.S.	44.18m

SENIOR GIRLS EVENTS — 100 METRES

ROUND 1			
Heat 1			
1. J. Lelo	13.16	3. A. Dolan	12.99
2. J. Woodsley	13.18	4. C. Mathis	13.08
3. S. Duncan	13.20		+1.72
Heat 4			
4. D. McCollum	13.28	1. A. Wade	12.29
	+1.69	2. L. McLennan	12.67
Heat 2			
1. J. McDonald	12.60	3. C. Hayde	12.77
2. S. Martin	12.91	4. M. Gumbitt	13.01
3. S. Poole	13.18		+1.69
Heat 5			
4. D. Cox	13.51	1. P. Van Straatum	12.75
	+3.65	2. C. Rickus	12.89

Heat 3			
1. K. Burt	12.40	3. A. Riddett	12.93
2. N. Doak	12.86	4. A. Shanks	13.00
			+1.83

ELEVEN

SENIOR GIRLS 100 METRES — Semi-Final

Heat 1		Heat 2	
1. Jeanette McDonald	12.69	1. Andrea Wade	12.23
2. Susan Martin	13.06	2. Patricia Van Straatum	12.72
3. Shona Duncan	13.16		
4. Janise Worsley	13.22		

FINAL

3. Donna Rickus	12.82
4. Elizabeth Reddett	12.94
1. K. Burt, Avonside G.H.S.	12.34
2. A. Wade, Howick College	12.35
3. M. Gimblett, Edgewater C.	12.38
4. L. McCallum, Hillmorton	12.82
	+1.16

SENIOR GIRLS 200 METRES

ROUND 1		Heat 1		Heat 2	
1. J. Jamieson	27.19	1. A. Wade	25.26	2. P. Van Straatum	26.84
2. S. Notley	27.45	2. M. McOmnell	26.05	3. K. Curtis	27.01
3. C. Lackie	28.29	3. C. Hayde	26.05	4. L. Timmer	27.46

SENIOR GIRLS 200 METRES — Semi-Final

Heat 1		Heat 2	
1. Lynn McLennan	25.73	1. K. Burt	24.70
2. Marianne Bain	25.90	2. T. MacDonald	24.94
3. Carolyn Hayde	26.02	3. E. Riddett	24.98
4. Faye Pentlow	26.82	4. E. Sutcliffe	25.70

FINAL

3. Rosemary Burn	26.02
4. Patricia Van Straatum	26.66
1. A. Wade, Howick College	24.70
2. C. Burt, Avonside G.H.S.	24.94
3. M. Gimblett, Edgewater C.	24.98
4. L. McLennan, Hillmorton	25.70
	+1.40

SENIOR GIRLS EVENTS — 400 METRES

ROUND 1		Heat 1		Heat 2	
1. K. Freakley	57.72	2. M. Prior	60.99	1. Kim Freakley	58.2
2. Y. Timmer	58.86	3. S. Maiden	62.26	2. Cynthia Belt	59.2
3. R. Atkinson	61.85			3. Patricia Bennett	59.7
				4. Rangī Atkinson	60.1

SENIOR GIRLS 400 METRES — Semi-Final

1. K. Freakley, Naenae (Rec)	56.11	3. R. Burt, St Margaret's C.	58.69
2. Y. Timmer, Onehunga H.	56.68	4. A. M. Blincoe, Carmel C.	58.72

FINAL

1. N. James	2-26.9
2. D. Smith	2-26.9
3. S. Hancock	2-27.3
4. P. Charles	2-27.4

SENIOR GIRLS 800 METRES

ROUND 1		Heat 1		Heat 2	
1. W. Mollison	2-22.0	1. N. James	2-26.9	1. Kim Freakley	58.2
2. A. Arms	2-22.8	2. D. Smith	2-26.9	2. Cynthia Belt	59.2
3. S. Hancock	2-23.1	3. S. Hancock	2-27.3	3. Patricia Bennett	59.7
4. D. Snow	2-24.0	4. P. Charles	2-27.4	4. Rangī Atkinson	60.1

FINAL

1. S. Idema, Tikipunga H.S.	2-15.5	3. N. James, Howick C.	2-18.1
2. D. Smith, Massey H.S.	2-16.6	4. P. Charles, Westlake H.	2-19.9

SENIOR GIRLS 1,500 METRES

ROUND 1		ROUND 2	
1. R. O'Donnell	4:56.5	1. E. Baker	4:41.5
2. S. Thomson	4:56.7	2. H. Carmichael	4:43.1
3. W. Mollison	5:01.8	3. P. Charles	4:43.1
4. K. Petley	5:07.6	4. R. Dipple	4:43.1
5. S. Mellowes	5:09.1	5. N. James	4:43.1
6. D. Absalom	5:11.2	6. D. Griffiths	4:43.1

FINAL

1. H. Carmichael, E.G. (Rec)	4:33.1	3. R. O'Donnell, Rotorua C.	4:41.5
2. W. Mollison, Burnside H.	4:36.8	4. K. Petley, Fraser High	4:43.1

SENIOR GIRLS — 100 METRES HURDLES

Heat 1		Heat 3	
1. M. O'Connell	15.32	1. G. Rear	15.32
2. S. Witherridge	15.58	2. J. Ashworth	15.39
3. S. Milward	15.93	3. C. Mathis	16.05
4. A. Shanks	16.55	4. M. Baine	16.12
+3.36			
Heat 2		Heat 4	
1. C. Bickerstaff	15.18	1. K. Boyce	14.83
2. A. Limpus	15.47	2. M. Prior	15.22
3. M. Cory-Wright	15.50	3. P. Joyce	16.18
4. S. Robertson	16.94	4. A. Quinn	16.22
+1.2		+3.36	

SENIOR GIRLS 100 METRES HURDLES — Semi-Final

Heat 1		Heat 2	
1. Karen Boyse	14.87	1. M. O'Connell	14.98
2. G. Rear	15.37	2. C. Bickerstaff	15.13
3. M. Prior	16.68	3. S. Witherridge	15.35
4. J. Ashworth	15.75	4. M. Cory-Wright	15.77
0.0		+0.52	

FINAL

1. K. Boyce, Melville H.S.	14.63	3. C. Bickerstaff, Pakuranga	15.05
2. M. O'Connell, Ashburton	14.78	4. G. Rear, Bay of Islands	15.22
		+1.52	

SENIOR GIRLS 4 x 100 METRE RELAY

Heat 1		Heat 2	
1. Ashburton College (Rec)	49.50	2. Central Southland Col.	50.6
2. Whangarei Girls H.S.	50.8	3. Temuka High School	51.0
3. Massey High School	53.0	Heat 3	
Heat 2		1. Palmerston North Girls H.	52.28
1. Putaruru High School	50.6	2. Waitaki Girls High S.	52.94
		3. Western Heights	53.35

FINAL

1. Ashburton College	49.56	3. Temuka High School	51.01
2. Putaruru High School	50.60	4. Central Southland Col.	51.04

SENIOR GIRLS HIGH JUMP

1. A. Quinn, Viard Col.	1.66m	4. C. Bickerstaff, Pakuranga	1.60m
2. K. Jones, Sacred Hrt. LH	1.63m	5. J. Black, Gore H.S.	1.60m
3. V. Harriman, Tairi H.S.	1.63m	6. B. Scott, Fraser H.S.	1.55m

FOURTEEN

SENIOR GIRLS LONG JUMP

1. C. Bickerstaff, Pakuranga	5.82m	4. S. Duncan, Tairi H.S.	5.35m
2. K. Boyce, Melville H.S.	5.54m	5. S. Garden, Parkway C.	5.17m
3. J. McDonald, Whangarei	5.45m	6. K. Eliason, Opunake H.S.	5.09m

SENIOR GIRLS SHOT

1. J. Bishop, Lincoln (Rec)	12.72m	4. P. Wilson, Glenfield C.	11.06m
2. M. Avia, Christchurch	11.82m	5. V. Phillips, St Marys, Ch.	10.84m
3. R. Hampstead, Fairfield	11.40m	6. J. Gray, Waitara H.S.	10.56m

SENIOR GIRLS DISCUS

1. M. Avia, Christchurch	38.36m	4. S. Colquhoun, Wanganni	36.90m
2. L. Leonard, Tauranga	37.30m	5. J. Bishop, Lincoln H.S.	34.88m
3. A. Stanley, Lynfield Col.	37.10m	6. R. Hampstead, Fairfield	34.12m

OPEN GIRLS JAVELIN

1. J. Bishop, Lincoln (Rec)	41.48m	4. D. Murphy, Opunake H.	35.50m
2. L. Aben, Greymouth H.	36.42m	5. J. Gray, Waitara H.S.	35.50m
3. K. Woods, Central Stn.	35.52m	6. D. Smith, Massey H.S.	32.86m

JUNIOR GIRLS TRACK EVENTS — 100 METRES

ROUND 1

Heat 1		Heat 6	
1. Susan Miller	12.74	1. Debby Hughes	12.87
2. Caren Wilson	13.32	2. Anne Wiese	13.26
3. Susan Hohura	13.48	3. J. Barnaby	13.41
+2.0		+1.9	
Heat 2		Heat 7	
1. Toni Sydhagen	12.72	1. Vicki Lewis	12.76
2. Fiona Ivens	12.83	2. Sandra Adams	13.07
3. Christine Spencer	13.15	3. J. Wellerman	13.13
+2.9		+3.5	
Heat 3		Heat 8	
1. Christine Braybrook	12.80	1. Lynne Fleming	12.83
2. Julie Comber	12.97	2. Christina Morrison	13.35
3. Betty Owens	13.18	3. Sandra McKay	13.38
+1.5		+2.0	
Heat 4		Heat 9	
1. Angela Maas	12.55	1. Vicki Mason	13.04
2. Susan Hunter	13.16	2. Toy Massan	13.11
3. Lillian De Leeuw	13.31	3. Lyn Moss	13.13
+3.1		+1.8	
Heat 5		Heat 10	
1. Denna Barraclough	13.10	1. Kay Butler	13.07
2. Tracey Williams	13.16	2. Gay Meredith	13.12
3. Elizabeth Wells	13.38	3. Pauline Smith-pitling	13.13
+2.6		-1.22	

FIFTEEN

JUNIOR GIRLS 100 METRES — Semi-Final

Heat 1		Heat 3	
1. Lynn Flenning	12.35	1. Toni Sydhagen	12.68
2. Debby Hughes	12.66	2. Susan Muller	12.78
3. Tracey Williams	12.76	3. Julie Comber	12.81
+3.05		4. Fiona Evans	12.82
		+2.74	
Heat 2		Heat 4	
1. Anglia Maas	12.59	1. Vicki Mason	12.76
2. Vicki Lewis	12.75	2. Karen Butler	12.81
3. J. Wollerman	13.15	3. Pauline Smith-Pilling	12.95
4. S. McKay	13.17	4. Lynn Moss	12.96
+3.08		+3.05	

FINAL

1. L. Fleming, St Benedict's	12.49	3. V. Lewis, Hornby H.S.	12.73
2. T. Sydhagen, Henderson	12.52	4. A. Maas, Rangitikei C.	12.74
		+2.22	

JUNIOR GIRLS 200 METRES

ROUND 1		Heat 5	
Heat 1		1. A. Maas	25.69
1. P. Townshend	26.36	2. E. Wells	27.14
2. C. Wilson	26.55	3. L. Thorpe	27.45
3. D. Barraclough	26.66	+2.50	
+0.0		Heat 6	
Heat 2		1. J. Wood	27.18
1. L. Moss	26.16	2. S. Leeming	27.57
2. T. Sydhagen	26.26	3. L. Marris	27.68
3. S. Jager	27.20	+1.85	
+1.35		Heat 7	
Heat 3		1. C. Braybrooke	25.77
1. F. Muller	26.47	2. K. Butler	26.56
2. D. Hughes	26.49	3. J. Wollerman	26.94
3. S. Francis	27.28	+1.39	
+1.39		Heat 8	
Heat 4		1. K. Grant	26.44
1. J. Comber	27.48	2. J. Dudding	26.76
2. K. Gregory	27.75	3. D. Trevithick	26.96
3. M. Price	27.83	+1.22	
+1.15			

JUNIOR GIRLS 200 METRES — Semi-Final

Heat 1		Heat 3	
1. Toni Sydhagen	25.82	3. Julie Comber	26.52
2. Lynn Moss	25.97	4. Karen Butler	26.70
3. Debby Hughes	25.99	1.04	
4. Philippa Townshend	26.03	Heat 2	
+2.56		1. Angela Maas	25.70
		2. Joane Dudding	26.77
Heat 2		3. Joanne Wood	26.80
1. Christine Braybrooke	25.74	4. Susan Leeming	27.16
2. Kathryn Grant	26.17	0.73	

FINAL

1. T. Sydhagen, Henderson	25.53	3. C. Braybrooke, Rosehill	25.94
2. Lynn Moss, Timaru H.S.	25.71	4. A. Maas, Rangitikei C.	26.03
		+61	

JUNIOR GIRLS 400 METRES

ROUND 1		Heat 5	
Heat 1		1. Kimberly Orbell	60.47
1. Anderly Middleton	61.54	2. Joanne Wood	62.45
2. Lianne Thorpe	62.66	3. Dianne Morrison	62.84
3. Gail Jamieson	63.38	Heat 6	
Heat 2		1. Anita Whitfield	61.79
1. Linley Tabman	62.75	2. Christine Hart	62.55
2. Linda Shaw	63.98	3. Tracy Anderson	63.81
3. Julie Bishop	66.41	Heat 7	
Heat 3		1. Karina Officer	63.10
1. Carol Mackinlay	60.49	2. Elwynn Eyon	64.11
2. Leslie Tait	62.42	3. Sheryl Gherardi	64.98
3. Fiona Rose	63.06	Heat 8	
Heat 4		1. Jennie Robson	64.08
1. Lynette Daniel	61.60	2. Wendy McFall	66.87
2. Anne Marie Tait	62.94	3. Trudy Peterson	67.39
3. Barbera Comesky	64.06		

JUNIOR GIRLS 400 METRES — Semi-Final

Heat 1		Heat 3	
1. Kimberly Orbell	59.23	3. Linda Shaw	61.91
2. Andlea Middleton	59.51	4. Wendy McFall	63.28
3. Leslie Tait	60.43	Heat 2	
4. Linley Tubman	64.46	1. Lynett Daniel	60.92
Heat 2		2. Joanne Wood	61.19
1. Carol McKinley	59.62	3. Dianne Morrison	61.66
2. Anita Whitfield	60.28	4. Christine Hart	62.88

FINAL

1. A. Whitfield, James Cook	59.21	3. K. Orbell, Glendowie	59.97
2. C. McKinley, Wanganui	59.62	4. J. Wood, Linwood H.S.	60.29

JUNIOR GIRLS TRACK EVENTS — 800 METRES

ROUND 1

Heat 1		Heat 3	
1. S. Witteveen	2-26.5	1. W. Langlands	2-19.7
2. S. Hamilton	2-26.6	2. A. Middleton	2-21.1
3. F. Tanis	2-27.7	3. D. Riddel	2-22.8
4. S. Leader	2-28.5	4. M. Rowan	2-22.8
Heat 2		Heat 4	
1. S. Muir	2-29.9	1. L. Gray	2-22.8
2. D. Finlay	2-30.3	2. R. Thornton	2-24.4
3. K. Everest	2-30.4	3. L. Hunt	2-24.8
4. T. Bell	2-30.8	4. J. MacMenigall	2-24.9

JUNIOR GIRLS 800 METRES — Semi-Final

Heat 1		Heat 2	
1. Wendy Longlands	2-20	1. Sandra Witteveen	2-24.4
2. Anderley Middleton	2-20.1	2. Sheryl Hamilton	2-24.6
3. Dianne Riddell	2-21.2	3. Toryn Bell	2-25.1
4. Linda Grey	2-22.1	4. Fiona Tanis	2-25.9

FINAL

1. S. Witteveen, Mangere C.	2-17.8	3. A. Middleton, Waikato D.	2-19.7
2. L. Grey, Whangarei G.H.	2-19.6	4. D. Riddell, Kawerau C.	2-23.4

JUNIOR GIRLS TRACK EVENTS — 1,500 METRES

Heat 1		Heat 3	
1. Jenny Overall	4-44.5	4. Dianne Riddell	4-55.2
2. Margarette Couchman	4-45.1	3. Alison Kroon	4-55.7
3. Kim Marie Pearse	4-56.5	1. Shirley Howe	5-7.2
4. Marie Moran	4-58.7	2. Cindy Bradburn	5-7.3
Heat 2		Heat 4	
1. Alexandra Mingaye	4-50.0	3. Katherin Day	5-7.4
2. Alison Taylor	4-53.4	4. Cecilia Morris	5-7.5
		5. Wendy Thorpe	5-7.5

FINAL

1. J. Overall, Waiopehu (BP)	4-39.1	3. M. Couchman, Wanganui	4-42.3
2. A. Mingaye, St. Cuthberts	4-41.0	4. M. Moran, Pleasant Point	4-45.5

JUNIOR GIRLS 100 METRES HURDLES

ROUND 1		Heat 3	
1. Nichola Allison	16.10	1. Jennifer Bowly	15.98
2. P. Marshall	16.64	2. D. Nulku	16.28
3. K. Henson	16.95	3. Susan Hunter	16.45
4. S. Lowery	17.59	4. L. Prentice	16.46
+1.91			
Heat 2		Heat 4	
1. Lynette Kay	15.00	1. Penny Richards	15.37
2. Helen Wilkinson	16.16	2. Karen Doige	16.49
3. Lynette Soolo	16.36	3. Judy Tobin	16.73
4. N. Brunt	16.55	4. Janice Robson	16.98
+2.65			

JUNIOR GIRLS 100 METRES HURDLES — Semi-Final

Heat 1		Heat 2	
1. Penny Richards	15.12	1. Lynette Kay	14.94
2. Jennifer Bowly	15.65	2. Nichola Allison	15.89
3. Susan Hunter	15.67	3. Helen Wilkinson	16.10
4. Karen Doige	15.97	4. Kim Hatland	16.14
+1.94			

FINAL

1. L. Kay, Dunstan H.S.	14.86	3. S. Hunter, Chilton St James	15.56
2. P. Richards, Craighead D.	15.22	4. J. Bowly, Havelock Nth.	15.77
	+3.44		

JUNIOR GIRLS 4 x 100 METRES RELAY

Heat 1		Heat 3	
1. Timaru	51.08	1. Epsom Girls Grammar	51.99
2. Penrose	52.42	2. St. Margaret's Coll.	52.09
3. Matamata	52.90	3. Central Hawkes Bay C.	52.22
4. Auckland Dio	54.21	4. Waitara H.S.	52.87
Heat 2		Heat 4	
1. Cashmere	52.26	1. Hornby H.S.	52.44
2. Waitaki	53.14	2. Birkdale Col.	52.75
3. Fairfield	53.31	3. Havelock North H.S.	53.38
4. Fielding Agricultural	53.59	4. Wanganui Girls Col.	53.41

JUNIOR GIRLS 4 x 100 METRES RELAY — Semi-Final

Heat 1

1. Timaru G.H.S.	50.74	1. Epsom Girls Grammar	51.85
2. Penrose H.S.	52.23	2. Hornby H.S.	52.09
3. Matamata C.	52.45	3. Birkdale College	52.22
4. Cashmere H.S.	52.62	4. Havelock Nth. H.S.	52.34

Heat 2

1. Timaru Girls H.S.	50.72	3. Hornby High School	52.22
2. Epsom Girls Grammar	52.06	4. Birkdale College	52.40

FINAL

JUNIOR GIRLS HIGH JUMP

1. P. Richards Craighead	1.64m	4. E. Timbick, Geraldine	1.61m
2. J. Collins, Palm. Nth.	1.64m	5. T. Williams, Temuka H.	1.61m
3. C. Caskey, Viard College	1.61m	6. A. Harvey, Te Aroha C.	1.61m

JUNIOR GIRLS LONG JUMP


1. P. Townsend, St Margs.	5.52m	4. K. Grant, St Marys, Wel.	5.35m
2. L. Kay, Dunstan H.S.	5.42m	5. P. Richards, Craighead	5.35m
3. L. Soole, Henderson H.S.	5.42m	6. R. Drake, Melville H.S.	5.22m

JUNIOR GIRLS SHOT

1. M. Forsyth, Hillcrest (BP)	11.74m	4. L. Scanlan, Kelston G.H.	10.82m
2. I. Toi, Tangaroa C.	11.60m	5. B. Monteath, Sthind H.	10.76m
3. L. Russell, Whangarei	11.00m	6. O. Brown, Ak. G. Gram.	10.56m

JUNIOR GIRLS DISCUS

1. K. Woods, Cen. Sthind	31.60m	4. J. Walker, Southland C.	29.92m
2. A. Toneycliffe, Timaru	30.20m	5. L. Scanlan, Kelston H.S.	29.88m
3. I. Kemp, Kerikeri H.S.	29.98m	6. A. Crowther, Rutherford	29.08m



NEW ZEALAND SECONDARY SCHOOLS

ROAD RACE CHAMPIONSHIP



RACE GRADE: SENIOR BOYS

1. R. Irvine, Well. H.S.	28.53	51.	R. Chan, Karamu C.	32.41
2. J. Elliot, Burnside H.S.	29.28	52.	M. Chan, Karamu C.	32.48
3. P. McRedmond, St. Peters	29.31	53.	O'Donoghue, Pompalier	32.54
4. R. Bowen, Waitaki H.S.	29.41	54.		32.54
5. T. Stone, St. Peters, P.N.	29.44	55.	S. Hunt, James Cook H.	33.04
6. P. O'Donoghue, Pom. C.	29.50	56.	C. Whate, Fraser H.S.	33.06
7.	29.55	57.	M. Bastion, Kings C.	33.08
8. P. Goggin, St. Peters, P.N.	30.02	58.	B. Crossman, Edgewater	33.10
9. C. Alley, Palm. Nth Boys	30.17	59.	I. Kerr, Chch B.H.	33.19
10. F. Cardon, Ak. Gram.	30.20	60.		33.19
11. H. Williams, Palm. Nth	30.20	61.	A. Boyd, Upper Hutt C.	33.20
12. R. Sprout, Chch B.H.	30.20	62.	R. Stevettus, Wanganui	33.27
13. T. Burfoot, Rangitoto C.	30.25	63.		33.29
14.	30.26	64.	C. Hunt, James Cook H.	33.32
15. D. Molloy, Rankitoto C.	30.29	65.	G. McKonte, Rosmini C.	33.37
16. S. Malanchar, Hutt Val.	30.30	66.	T. Fitzgerald, Rosmini	33.34
17. M. Lucock, Kings C.	30.42	67.	B. Weeber, Rongitai C.	33.40
18. D. McDonald, Papanui	30.47	68.	J. Patterson, Wanganui	33.43
19. G. Leek, Te Awarutu	30.50	69.	P. Pryor, Fielding Ag.	33.45
20. T. Migo, Palm. Nth. B.	31.00	70.	I. Fullerton, Fraser H.	33.45
21. A. Cox, Rongatain C.	31.03	71.	R. Walls, Wanganui Col.	33.51
22. R. Pollock, W. Heights	31.08	72.	R. Silver, Upper Hutt	33.55
23.	31.15	73.	S. McIntyre, Palm. Nth.	33.56
24. G. Aimer, Rangitoto C.	31.21	74.	C. Dunn, Pakuranga C.	33.56
25. D. Crowe, Wanganui C.	31.30	75.	S. McEwen, Stratford H.	33.56
26. L. Auncunis, Edgewater	31.31	76.	D. Chandler, Hillcrest	34.05
27. C. Rogers, Upper Hutt	31.31	77.	R. Rose, Golden Bay H.	34.07
28. Traidafilidis, Rongatai	31.33	78.	C. Wilton, Feilding Ag.	34.10
29. Courtenay, Horawhenna	31.39	79.	Westlake Boys High	34.14
30. D. Gratton, Burnside H.	31.42	80.	D. Flemming, Burnside	34.17
31. N. Frost, Palm. North	31.55	81.	Christchurch Boys High	34.20
32. C. Lloyd, Westlake H.	32.00	82.	D. Smith, Manurewa H.	34.23
33. P. Falvey, Timaru B.H.	32.01	83.	Gamble, Regular F. C.	34.24
34. J. Bennett, Wanganui	32.04	84.	R. Davidson, Jms. Cook	34.27
35. Williams, Tauponi-a-tia	32.09	85.	K. Buck, Tawa College	34.35
36. C. Hughs, Mt Albert G.	32.10	86.	McKenzie, Regular F.C.	34.36
37. G. Holt, Mt Albert G.	32.10	87.	M. Allinson, Upper Hutt	34.53
38. G. Fox, Auck. Grammar	32.14	88.		35.00
39. G. McEwan, Chch B.H.	32.15	89.	G. Dobson, Geraldine H.	35.03
40. P. Justice, Palm. B.H.	32.15	90.		35.06
41. I. Angus, Rongatai C.	32.17	91.		35.21
42. N. Fraser, Hillcrest H.	32.20	92.		35.27
43. R. George, Palm. Nth	32.24	93.	P. Eustace, Mt Albert	35.33
44. C. Forey, Hillcrest H.	32.25	94.		35.35
45. C. Biddick, St. Peters, PN	32.26	95.	S. Charles, Rosmini C.	35.37
46. K. White, Lynfield C.	32.27	96.	G. Willis, Dargaville H.	35.46
47. Airmen Cadets School	32.29	97.		36.54
48. I. Anderson, Hutt V. M.	32.30	98.	W. Purchase, Cashmere	36.03
49. D. Kiely, De La Salle C.	32.44	99.	P. Stress, Rongitai C.	36.04
50. B. Hart, Chch B.H.	32.37	100.	G. Noschak, Viard C.	36.08

101.	G. Martin, Chch B.H.	36.20	114.	P. Douglas, Auck Gram.	38.03
10.	G. Reid, Stratford H.	36.29	115.	P. Greenhill, Regular F.C.	38.24
103.	M. Norman, Upper Hutt	36.36	117.	K. Hinz, Penrose H. S.	38.24
104.	M. Stead, Rongitai C.	36.40	118.	M. Savage, Tamaki C.	38.37
105.	P. McLeach, Viard C.	36.54	119.	S. Karpik, James Cook	38.37
106.	L. Brice, Kamo H.S.	36.54	120.		38.50
107.	C. Bridgman, Hamilton	37.54	121.	N. Fraser, Pompallier C.	38.50
108.	E. Miller, Auck Gram.	37.07	122.	A. Higgin, Wanganui C.	39.20
109.	G. Prime, Henderson H.	37.08	123.	P. Wales, Aorere College	39.47
110.	M. Ronscen, Rongitai	37.33	124.	M. Fraser, Pompallier	39.47
111.	D. Branthwaite, Fraser	37.58	125.	Law, Regular Force C.	39.53
112.	M. Jonassen, Feilding Ag.	37.58	126.	M. Prince	40.19

RACE GRADE: JUNIOR BOYS

1.	P. Morton, Makora C.	21.38	51.	M. Ware, Tauranga C.	25.32
2.	A. Darroch, Palm. Nth.	22.44	52.	G. William, Chch B.H.	25.37
3.	M. Baxter, Lynfield C.	23.02	53.	D. Bradding, Hamilton	25.38
4.	A. Murphy, Rongitai	23.04	54.	S. Jursan, Wanganui C.	25.40
5.	P. Lucock, Naenae C.	23.06	55.		25.42
6.	A. Wright, Rongitai C.	23.07	56.		25.43
7.	S. Corkall, Dargaville H.	23.07	57.		25.44
8.	B. Stout, Palm. Nth.	23.22	58.	G. Piedad, Waitaki H.	25.46
9.	G. Beale, Rongitai C.	23.29	59.	I. Barrum, Cashmere H.	25.46
10.	N. Swanson, Lincoln H.	23.31	60.	J. Wilkinson, Dargaville	25.47
11.	J. Marsh, Rongitai C.	23.32	61.	G. Coster, Burnside H.	25.51
12.	R. Murphy, Wellington	23.35	62.	P. Ednes, Hillcrest H.	25.52
13.	W. White, Wellington C.	23.44	63.	G. Ashby, James Cook	25.52
14.	P. Graham, Viard C.	23.45	64.	B. Roll, St Patrick's C.	25.54
15.	K. Hudson, Hamilton H.	23.52	65.	J. Cunningham, Fraser	25.57
16.	D. Justive, Palm. Nth.	24.00	66.		25.59
17.	H. Titman, Rangitoto C.	24.01	67.	S. Low, Papatoetoe H.	26.00
18.	B. Phillips, Te Awamutu	24.01	68.	R. Paterson, Chch B.H.	26.00
19.	A. Ware, Otunoeitai C.	24.06	69.	M. Mills, Chch B.H.	26.00
20.	K. Horan, Otunoeitai C.	24.07	70.	J. Bowers, Putaruru H.	26.01
21.	M. Reval, Wanganui C.	24.16	71.	A. Graham, Lynfield H.	26.01
22.	B. Cannon, Wellington	24.20	72.	A. Whiteside, Burnside	26.02
23.		24.22	73.		26.05
24.	C. Bryant, Naenae C.	24.23	74.	K. Beryson, Manawatu	26.07
25.		24.25	75.	J. Troy, St Patricks C.	26.09
26.	M. Silk, Wanganui H.S.	24.27	76.		26.10
27.	D. Devon, Wellington C.	24.29	77.	G. Payne, Putaruru H.	26.12
28.	K. Kyle, Palm. Nth.	24.29	78.	M. Robb, Waitaki B.H.	26.15
29.	J. Schutte, Chch B.H.	24.44	79.	M. Fellows, Wanganui	26.16
30.	B. Baxter, Burnside H.	24.44	80.	G. Jones, Palm. Nth.	26.16
31.	C. Brown, Mairehau H.	24.47	81.	K. Limberick, Fairfield	26.16
32.	R. Lodar, Feilding Ag.	24.48	82.	A. Oliver, De La Salle	26.17
33.		24.50	83.	K. Sinclair, Haradale H.	26.19
34.	M. Norman, Burnside H.	24.51	84.	D. Elsmore, Rosehill C.	26.20
35.	M. Williamson, Timaru	24.53	85.	K. Roberts, Onehunga	26.21
36.	R. Butler, Te Awamutu	24.53	86.	T. Sinclair, Waitaki H.	26.25
37.	J. Craig, Chch B.H.	24.55	87.	A. Davies, Burnside H.	26.27
38.	D. Tagoi, De La Salle	25.00	88.	G. Hodgson, Hutt Val.	26.28
39.	K. Duncan, Wanganui	25.01	89.	B. Matthews, Fairfield	26.30
40.	A. Peacock, Wanganui	25.08	90.	M. Midocemiss, W'ganui	26.31
41.	M. Searle, James Cook	25.09	91.	P. Stephenson, Haradale	26.31
42.		25.11	92.	M. Art, James Cook H.	26.31
43.	C. England, Palm. Nth.	25.11	93.	S. Ashby, Rosentini C.	26.31
44.	P. Wilkinson, Rongitai	25.11	94.	D. Jey-Blawe, Wanganui	26.31
45.		25.17	95.	G. Bayer, Hauraki Pl.	26.34
46.	C. Micanab, Rongitai C.	25.22	96.	P. Connell, Ararui H.	26.35
47.	B. Garden	25.28	97.	D. Wald, Hutt Val. M.	26.35
48.	B. Ratcliff, Hauraki Pl.	25.30	98.		26.40
49.		25.31	99.		26.40
50.	G. Waldnagel, Hillcrest	25.32	100.	M. Hodder, Avondale	26.40

RACE GRADE: SENIOR GIRLS

101. A. Ching, Avondale C.	26.44	146.		28.40
102.	26.45	147.	P.Hensham, St Pats, S	28.40
103. G. Cull, Manawatu C.	26.46	148.	S. Parry, St Pats., S	28.40
104.	26.47	149.	N. Emmis, Golden Bay	28.40
105. G. Hogg, Wanganui C.	26.47	150.		28.40
106.	26.47	151.	J. Simpson, Rongatai C.	28.52
107. J. Mawhinney, Rutherford	26.47	152.		28.57
108.	26.47	153.		29.00
109. D. Frost, Mahurangi C.	26.48	154.		29.09
110.	26.48	155.		29.14
112. M. McKenna, Penrose	26.55	156.		29.19
113. J. Holme, Hutt Valley	26.56	157.	B. Shelldrake, Mt Albert	29.24
114. D. Ledger, Tawa C.	26.55	158.		29.27
115. W. Strawich, Rosmini C.	26.57	159.	D. Gallard, Aranui H.	29.32
116.	27.00	160.		29.34
117. N. Codyr, Aorere C.	27.05	161.		29.34
118.	27.05	162.		29.50
119. Papadopoulos, Rongatai	27.06	163.		29.50
120. G. Morris, Wanganui C.	27.15	164.		29.50
121. K. Joyce, Onehunga H.	27.17	165.	K. Kretzschmar, B'side	29.51
122. B. Smith, Onehunga H.	27.17	166.	T. Hemi, Tangaroa C.	29.51
123. D. Boyd, Waitakere C.	27.18	167.		29.51
124. J. Bryan, Viard C.	27.35	168.		30.14
125. M. Grave, Haradale H.	27.35	169.		30.20
126. A. Williamson, Burnside	27.35	170.	W. English, St Pats C.	30.34
127. S. Gordan, Birkdale C.	27.36	171.	G. Ritchie, Lynfield C.	30.40
128.	27.36	172.		30.40
129. G. Gillard, Tangaroa C.	27.40	173.	G. Mansfield, Waitakere	30.44
130. I. Graham,	27.45	174.		31.00
131. B. Raynell, Te Awamutu	27.46	175.	S. Coulter, Tangaroa C.	31.08
132. J. Boat, Papanui H.S.	27.47	176.	W. George, Mairehau H.	31.08
133. I. McDonald, Waitaki H.	27.58	177.	D. Ellis, Burnside H.S.	21.16
134. G. Hamic, Waitaki B.H.	28.00	178.		31.21
135. M. Shanks, Kamo H.S.	28.07	179.	T. Hainbuecheu, Pomp.	31.54
136. W. Iotta, Tangaroa C.	28.07	180.	J. Kelly, Tangaroa C.	31.54
137. R. Duckworth, Hauraki	28.07	181.	M. McGregor, Pomp. C.	32.00
138. W. Green, De La Salle	28.15	182.	K. Church, Birkdale C.	32.20
139. P. Sinclair, Auk. Gram.	28.15	183.	U. Lynch, St Pats C.	32.25
140. M. Turner, Pompallier	28.27	184.		32.26
141. P. Wallace, Fraser H.	28.27	185.		32.28
142. N. Machenzie, Cashmere	28.30	186.		33.00
143.	28.30	187.		35.00
144. D. Hazelwood, Wanganui	28.31	188.	M. Sparrow, Manawatu	35.05
145. M. McClean, Viard C.	28.37	189.		38.44

1. E. Baker, Sacred Heart	18.02	29. K. Stewart, Burnside	21.17
2. P. Brunker, Whangarei	18.07	30. K. Watson, Fielding Ag.	21.25
3. M. Hadley, Linwood H.	18.16	31. T. Whitehouse, Fairfield.	21.30
4. S. Prentice, Southland H.	18.29	32.	21.40
5. L. Hirst, Western Hgts.	18.47	33. J. Clark, James Cook H.	21.46
6. D. Hirst, Western Hgts.	18.55	34. J. Fox, Wanganui H.S.	21.51
7. V. Tavendale, Palm. Nth.	19.01	35.	21.56
8. S. Stone, St Peters, PN	19.14	36. C. Breen, Stratford H.	22.09
9. S. Wham, Matamata C.	19.20	37. J. Kane, Waitaki H.	22.14
10. A. Masters, Hamilton H.	19.31	38. P. Keating, Sacred Heart	22.19
11. G. Lamb, Aorere C.	19.43	39. G. Henry, Avonside H.	22.21
12. C. Knowles, Tamaki C.	19.45	40. V. Whale, Wanganui H.	22.26
13. M. Ashton, Kaikorai V.	19.54	41. M. Binning, Burnside C.	22.31
14. S. Miles, Burnside H.	19.54	42. M. Macdonald, St Cuths	22.44
15. C. Kaywood, Palm. Nth.	20.00	43. Christenson, Rangitikei	22.58
16. I. Koschak, Viard C.	20.02	44. H. O'Connell, Sacred H.	23.12
17. G. Douglas, Otago H.S.	20.10	45. S. Hyattsen, Mahurangi	23.15
18. A. Smith, Colenso H.S.	20.28	46. A. Crombie, Waitaki H.	23.21
19. S. Barry, Palm. Nth. G	20.34	47. D. Nichole, Sacred Hrt	23.23
20. M. Frizelle, Dargaville	20.38	48. R. Russell, Waitaki H.	23.41
21. B. O'Connell, Sacred Hrt	20.41	49.	24.24
22. Van Der Veeken, Darg.	20.48	50.	24.53
23. M. Somerville, Golden B	20.53	51.	25.15
24. J. Hodson, Kingswell H.	20.53	52. C. Taylor, James Cook	28.22
25. L. Dawson, Pakuranga	21.01	53. Te Whia Katene, J Cook	28.25
26.	21.01	54. J. De Leeuwe, Waitakere	29.03
27. G. Fearn, Nayland C.	21.08	55. D. Roberts, Aorere C.	29.05
28.	21.10		

RACE GRADE: JUNIOR GIRLS

1. McClenaghan, P. North	17.33	51. M. Petchell, Hillcrest H.	21.16
2. R. Miles, Burnside H.S.	18.24	52. J. Berry, Burnside H.S.	21.24
3. Sweetapple, Colenso H.	18.25	53. Y. Leathart, Fraser H.	21.28
4. S. James, Avonside H.	18.25	54. S. White, Lynfield C.	21.33
5. M. Annear, P. North	18.32	55. B. Aitga, Papakura H.	21.34
6. K. Lindsay, Fielding Ag.	18.35	56. T. Dreckow, Waitaki H.	21.35
7. K. Macdonald, Seywyn	18.41	57. H. Darroch, P. North	21.35
8. S. Bell, Southland H.	18.42	58. L. Somerville, Hamilton	21.40
9. D. Dresser, Dannevirke	18.49	59.	21.44
10. A. Dawson, Southland	18.53	60.	21.45
11. C. Leitch, Havelock H.	19.03	61. J. Webby, Wanganui H.	21.45
12. S. Jenkins, Manurewa	19.07	62. S. Koliuj, Hutt Valley	21.46
13. J. Malcom, Kaitorai V.	19.10	63. K. Coulter, Fraser H.S.	21.46
14. V. Daniel, Waitaki G.H.	19.17	64.	21.50
15. Hyauison, Mahurangi	19.22	65.	21.50
16. S. Fairless, Ararua H.	19.28	66. L. Tennent, Wanganui	21.55
17.	19.32	67. L. Craig, Heretaunga C.	22.05
18. W. McFail, Te Awamutu	19.36	68.	22.07
19. M. Ansliss, Sacred Hrt	19.37	69. T. Buckland, Hillcrest	22.07
20. J. Simpson, Mairerua H.	19.40	70. J. Payne, Lincoln H.S.	22.14
21. Whiteman, Wanganui C.	19.41	71.	22.17
22. S. Eder, St Peters, PN	19.47	72. M. Hill, Southland G.H.	22.25
23.	19.47	73.	22.27
24. A. Waldon, Otumoetai	19.50	74. P. Brown, Hauraki Pl.	22.29
25. M. Jewell, Burnside H.	19.53	75.	22.39
26. D. Starkey, Lynfield C.	19.55	76. J. Macdonald, Hamilton	22.39
27. C. Gasson, Papakura H.	19.56	77.	22.53
28. Dobbj, Wanganui C.	20.03	78. M. Morris, Hamilton H.	23.05
29. R. McDonach, Hillcrest	20.07	79. M. Goodwin, Heretaunga	23.12
30. W. Robb, Waitaki G.H.	20.12	80.	23.14
31. J. Watson, St Cuthbert's	20.14	81.	23.15
32. S. Hall, Mahurangi C.	20.15	82. S. Goodison, Tamaki C.	23.15
33. Thompson, Wanganui C.	20.17	83.	23.15
34. J. Chalcott, St Cuths. C.	20.18	84. J. Cox, Colenso H.S.	23.22
35. R. Quax, Hamilton H.	20.19	85. K. Ireland, Southland	23.35
36. V. Taylor, St Cuthbert's	20.20	86. J. Hawes, Hamilton H.	23.36
37.	20.23	87. V. Hartley, Fairfield C.	23.39
38. H. Anderson, Heretaunga	20.24	88.	24.01
39. B. Hall, Oorere C.	20.27	89. K. Wilson, James Cook	24.04
40. L. McClune, Heretaunga	20.31	90. D. Long, Otumoetai C.	24.06
41. J. Press, Heretaunga C.	20.32	91. K. Adlem, Hauraki Pl.	24.10
42. G. Kendrick, Wanganui	20.34	92. L. De Leeuwe, Waitakere	24.20
43. M. Seddon, Otumoetai	20.34	93.	24.30
44. D. Birt, Manurewa H.S.	20.34	94. R. Hajen, Colenso H.	24.33
45. D. Watson, Rangitoto C.	20.40	95.	24.33
46.	20.43	96. J. Hughes, James Cook	24.40
47. A. Aitga, Papakura H.	20.50	97. J. Champman, Tamaki	24.43
48. L. Bland, Burnside H.S.	21.00	98.	24.49
49. S. Murphy, Tamaki C.	21.03	99.	24.55
50. E. Clouston, P. North	21.15	100.	25.15
		101. M. Henry, James Cook	25.17
		102. S. Macdonald, Tangaroa	25.19
		103. C. Cullen, Hauraki Pl.	25.21
		104.	25.24
		105.	25.27
		106. J. Nelson, Hutt Valley	25.29
		107.	25.30
		108.	25.30
		109.	25.39
		110. D. Ripi, Pompaillier C.	25.42
		111. G. Chaplin, Pompaillier	25.42
		112. R. Karels, Pompaillier C.	26.10
		113. S. Townsend, Aorere C.	26.15
		114. M. Knight, Fraser H.S.	26.16
		115. D. Mitchell, Heretaunga	26.16
		116.	26.40
		117.	26.40
		118.	26.40
		119. C. Duncan, Avondale C.	26.55

ROAD RACE TEAMS RACE

FINAL — SENIOR BOYS

1. St. Peter's College, Palmerston North (P. McRedmond, P. Stone, P. Goggin, C. Viddick)—61 pts.
School (C. Alley, H. Williams, T. Mingo, N. Frost) — 71 pts.
2. Palmerston North Boys High (A. Angus, B. Traindafilidis, I. Angus, B. Weeber) — 157 pts.
3. Rongotai College (A. Cox, M. Traindafilidis, I. Angus, B. Weeber) — 157 pts.

FINAL — JUNIOR BOYS

1. Rongotai College (A. Murphy, A. Wright, G. Gearte)—19 pts.
(A. Darroch, B. Stout, D. Justice) — 26 pts.
2. Palmerston North Boys High (W. White, B. Cannon) — 47 pts.
3. Wellington College (R. Murphy, W. White, B. Cannon) — 47 pts.

FINAL — SENIOR GIRLS

1. Palmerston North Girls High School (B. Travendale, C. Kay Wood, S. Barry) — 41 pts.
K. Stewart, M. Binnings) — 48 pts.
2. Burnside High School (S. Miles, Kane, A. Crombie, R. Russell) — 131 pts.
3. Waitaki Girls High School (G. Kane, A. Crombie, R. Russell) — 131 pts.

FINAL — JUNIOR GIRLS

1. Palmerston North Girls High School (B. McClenaghan, M. Annar, E. Clouston) — 56 pts.
M. Jewell, L. Bland) — 75 pts.
2. Burnside High School (R. Miles, Wightman, Dobbie, Thompson) — 82 pts.
3. Wanganui Girls College (D. Wightman, Dobbie, Thompson) — 82 pts.

“Welcome to our world, sir.”

We book rugby teams
to Rio.

String sections to
Strasbourg.

Cricketers to Karachi.

And we'll book you to
anywhere in the world.
Quickly and efficiently.

You see, we've been
specialists in world-wide
travel now for over 40
years and we're agents for
all air, land and sea ser-
vices throughout New
Zealand and the world.

So if it's one for
Onehunga, or ninety for
Nice, we'd be
very happy
to help.

 **MOUNT COOK**
WORLD TRAVEL OFFICE

